

*Report to the California Legislature*

**ENVIRONMENTAL HEALTH CONDITIONS  
IN CALIFORNIA'S  
PORTABLE CLASSROOMS**



**A joint report submitted by:**

**California Air Resources Board  
California Department of Health Services**

**Pursuant to Health and Safety Code § 39619.6  
(Assembly Bill 2872, Shelley, Statutes of 2000)**

**November 2004**



Arnold Schwarzenegger  
Governor



## ACKNOWLEDGEMENTS

We are particularly grateful to the many school administrators, teachers, and facility managers who took time from their very busy schedules to respond to detailed questionnaires and to allow entry to their campuses during difficult times following the terrorist attacks of September 11th. Without their cooperation and assistance, this study would not have been possible.

We acknowledge the dedication and perseverance of the Research Triangle Institute (RTI) field technicians and survey specialists who overcame many obstacles: Lewis Cauble, David DeKort, Heather Lesnik, Molly Burton, Rebecca Premock, John Roberts, Jane Serling, Michael Phillips, and Jeremy Morton. We also acknowledge the skill and perseverance of the RTI research staff who provided the overall study design, obtained and analyzed environmental samples, and analyzed a very large and complex data set: Gerry Akland (Principal Investigator), Roy Whitmore (Co-principal Investigator), Andy Clayton, James Blake, Marlene Clifton, Linda Ellis, Reshan Fernando, Tricia Webber, Karin Foarde, Larry Michael, Doris Smith, and Annette Green.

We appreciate the valuable input received from the following groups:

- California Portable Classrooms Study Dust Analysis Panel, who provided helpful suggestions concerning the analyses of the floor dust samples: Martha Harnly and Janet Macher (Department of Health Services), Myrto Petreas (Department of Toxic Substance Control), and Randy Segawa (Department of Pesticide Regulation).
- Many government agency representatives who provided thoughtful comments on the study design and draft reports, especially Duwayne Brooks and Tony Hesch, Department of Education; Richard Lam, Bob Blaisdell, and Jim Carlisle, Office of Environmental Health Hazard Assessment; Deborah Gold and Bob Nakamura, Cal/OSHA; Kathy Frevert and Dana Papke, Integrated Waste Management Board; Sandra McNeel, Department of Health Services; Carol Shellenberger and Rich Sheffield, Office of Public School Construction; Panama Bartholomy and Richard Conrad, Division of the State Architect; Shelly Rosenblum and Barbara Spark, U.S. Environmental Protection Agency, Region 9; and many others.
- Many staff from many schools and districts, who provided information prior to the study, assisted with pre-tests and the pilot study, and provided input on the results and recommendations of the study, and a special thanks to the Los Angeles Unified School District (LAUSD), and especially Jay Brakensiek, for information, checklists, and photos from LAUSD's Facility Inspection Program.
- Stakeholders from the public and private sectors, who attended the public workshops and shared their experiences and suggestions concerning indoor environmental quality in classrooms.
- Researchers who shared their experience and results from related studies: Richard Corsi and Vince Torres (University of Texas, Austin); Mike Lubliner, Rich Prill, and Mike McSorley (Washington State University); Michael Brauer and Karen Bartlett (University of British Columbia); Lisa Heschong (Heschong-Mahone Group); and Derek Shendell (University of California Los Angeles).
- Manufacturers and their representatives who shared information on their processes, products, and concerns, especially Scott Alexander, Mobile Modular Management Corporation; Maury Tiernan, Geary Pacific; the School Facilities Manufacturers' Association; and Joe Sublett, Enviroplex, who provided a special tour of his facility at the start of the study.

## ENVIRONMENTAL HEALTH CONDITIONS IN CALIFORNIA'S PORTABLE CLASSROOMS

- Susan Lum, ARB website management and data file review; Helena Lee, ARB student assistant, for researching noise and lighting standards and guidelines; and Jacqueline Cummins, ARB, for secretarial support.

Finally, we honor our colleague and study group member, Dr. Kai-Shen Liu, of the California Department of Health Services, who died suddenly during this project. Dr. Liu played a key role in the early development of the study design and in the Phase I statistical analyses. He is warmly remembered and missed by all.

## **DISCLAIMER**

The mention of commercial products, their source, or their use in connection with material presented in this report is not to be construed as actual or implied endorsement of such products by the State of California.

## **ALTERNATIVE FORMS OF REPORT**

If you are a person with a disability and desire to obtain this document in an alternative format, please contact Jacqueline Cummins at (916) 445-0753 or [jcummins@arb.ca.gov](mailto:jcummins@arb.ca.gov). TTY/TDD/Speech-to-speech users may dial 7-1-1 for the California Relay Service.

**This report also is available electronically on ARB's website at:**  
<http://www.arb.ca.gov/research/indoor/pcs/pcs.htm>

**STATE OF CALIFORNIA**

---

ARNOLD SCHWARZENEGGER  
Governor

TERRY TAMMINEN  
Agency Secretary  
California Environmental  
Protection Agency

S. KIMBERLY BELSHÉ  
Agency Secretary  
California Health and Human Services  
Agency

CALIFORNIA AIR RESOURCES BOARD

ALAN C. LLOYD, Ph.D., Chairman  
SANDRA BERG  
DORENE D'ADAMO  
MARK J. DeSAULNIER  
HENRY GONG, Jr., M.D.  
LYDIA H. KENNARD  
RONALD O. LOVERIDGE  
BARBARA PATRICK  
PATRICIA SALAS PINEDA  
BARBARA RIORDAN  
RON ROBERTS

CATHERINE WITHERSPOON, Executive Officer

CALIFORNIA DEPARTMENT OF HEALTH SERVICES

SANDRA SHEWRY, Director

## **AUTHORS**

### **Principal Authors**

Peggy L. Jenkins, M.S., Manager  
Indoor Exposure Assessment Section, ARB  
Thomas J. Phillips, M.S.  
Staff Air Pollution Specialist, ARB  
Jed Waldman, Ph.D., Chief  
Indoor Air Quality Program, DHS

### **Staff Contributors**

Whitney Webber, ARB  
Kai-Shen Liu, M.P.H., Ph.D., DHS  
Janet Macher, M.P.H., Sc.D., DHS  
Feng C. Tsai, Ph.D., DHS

### **Report Reviewers**

Richard Bode, Chief, Health and Exposure Assessment Branch, ARB  
Bart Croes, P.E., Chief, Research Division, ARB  
Michael Scheible, Deputy Executive Officer, ARB  
Leon Alevantis, M.S., P.E., Deputy Chief, Indoor Air Quality Section, DHS  
C. Peter Flessel, Ph.D., Chief, Environmental Health Laboratory Branch, DHS  
Raymond Richard Neutra, M.D., Dr.P.H., Chief, Environmental & Occupational Disease  
Control Division, DHS

## TABLE OF CONTENTS

DISCLAIMER .....	iii
ACRONYMS .....	viii
ABBREVIATIONS AND SYMBOLS.....	x
GLOSSARY OF TERMS .....	xi
EXECUTIVE SUMMARY.....	1
1. INTRODUCTION.....	24
1.1 Mandate and Need for the Study.....	24
1.2 Definition of Portable Classrooms .....	25
1.3 Purpose and Scope of the Study.....	25
1.4 Stakeholder Participation.....	26
2. BACKGROUND.....	28
2.1 Indoor Environmental Conditions and Potential Health Effects .....	28
2.2 Potential Economic and Performance Impacts.....	29
2.3 Indoor Environmental Regulations and Guidelines for Public Schools .....	30
2.3.1 Environmental Contaminants .....	31
2.3.2 Ventilation and Comfort .....	32
2.3.3 Noise and Lighting.....	32
2.3.4 Mold.....	33
2.4 Design and Construction of Portable Classrooms .....	35
2.4.1 State Relocatable Classroom Program .....	36
2.4.2 California Collaborative for High Performance Schools.....	37
2.4.3 U.S. EPA <i>IAQ Design Tools for Schools</i> .....	38
2.4.4 State Workgroup on Relocatable Classrooms.....	38
2.4.5 Innovative Design Initiatives .....	38
2.4.6 Portable Classroom Manufacturers .....	39
2.4.7 LAO <i>Blueprint for School Facility Finance</i> .....	39
2.5 School Operation and Maintenance (O&M) Practices .....	40
2.5.1 LAUSD’s Facility Inspection Program.....	40
2.5.2 U.S. EPA’s <i>IAQ Tools For Schools Program</i> .....	41
2.5.3 Lead-Safe Schools .....	42
2.5.4 Integrated Pest Management (IPM) .....	43
2.5.5 School-based Asthma Management Program.....	43
2.5.6 Statewide Organizations.....	44
3. STUDY METHODS AND RESULTS .....	45
3.1 Methods.....	45
3.1.1 Phase I .....	46
3.1.2 Phase II .....	46
3.2 Results .....	48
3.2.1 Classroom and School Characteristics.....	48
3.2.2 Building Materials and Other Pollutant Sources .....	48
3.2.3 Environmental Problems .....	49
3.2.4 Building Operation and Maintenance .....	49
3.2.5 Classroom Ventilation.....	50
3.2.6 Air Pollutant Measurements .....	53



3.2.7	Floor Dust Contaminants .....	59
3.2.8	Moisture and Mold .....	64
3.2.9	Pollen .....	67
3.2.10	Noise .....	68
3.2.11	Lighting .....	68
3.2.12	Specially Selected Classrooms .....	69
3.3	Summary of Results .....	69
4.	RELATED STUDIES IN CALIFORNIA SCHOOLS .....	71
5.	INFORMATION FROM OTHER STATES .....	75
6.	SUMMARY OF STAKEHOLDER INPUT .....	76
6.1	Pre-Study Workshops .....	76
6.2	Post-Study Workshops .....	77
7.	RECOMMENDATIONS AND DISCUSSION .....	78
8.	SUMMARY AND CONCLUSIONS .....	84
8.1	Results .....	84
8.2	Recommendations .....	86
8.3	Conclusions .....	87
	REFERENCES .....	89
	APPENDIX I : Health and Safety Code Section 39619.6 .....	I-1
	APPENDIX II : DHS Pre-Survey .....	II-1
	APPENDIX III : RTI/ARB-DHS Project Executive Summary .....	III-1
	APPENDIX IV : Recommendations to Schools for Reducing Formaldehyde .....	IV-1
	APPENDIX V : LAUSD Checklist .....	V-1
	APPENDIX VI: Working Draft Suggestions for Preventive and Remedial Actions .....	VI-1

## LIST OF TABLES

Table 2-1.	Selected Guidelines and Standards Relevant to School Environments. ....	34
Table 3-1.	Study Design, Phases I and II. ....	45
Table 3-2.	Phase II, Summary of Environmental Measurements. ....	47
Table 3-3.	Percent of classrooms with certain building characteristics, Phase I. ....	48
Table 3-4.	Percent of classrooms with environmental problems reported by teachers, Phase I. ....	49
Table 3-5.	HVAC Maintenance Characteristics, Phase II. ....	50
Table 3-6.	HVAC Operation Characteristics, Phase II. ....	52
Table 3-7.	Indoor Formaldehyde Concentrations, Phase I and II. ....	54
Table 3-8.	Percent of Classrooms with Moisture Indicators, Phase II. ....	65
Table 3-9.	National Concentration Guidelines for Outdoor Airborne Mold Spores and Plant Pollen* .....	67
Table 3-10.	Classroom Noise and Lighting Conditions Exceeding Standards .....	68
Table 3-11.	Summary of Contaminant Levels in Air and Floor Dust, Phase II .....	70

## ACRONYMS

<b>ACRONYM</b>	<b>DEFINITION</b>
AAAAI	American Academy of Allergy Asthma and Immunology
AAQS	Ambient Air Quality Standards
AB	Assembly Bill
ACSA	Association of California School Administrators
AHERA	Asbestos Hazard Emergency Response Act
ALA	American Lung Association
ANSI	American National Standards Institute
ARB	California Air Resources Board
ASHRAE	American Society of Heating, Refrigerating, and Air-conditioning Engineers
CAASA	California Asthma Among the School-Aged
Cal/EPA	California Environmental Protection Agency
Cal/OSHA	California Department of Industrial Relations, Division of Occupational Safety and Health
CASBO	California Association of School Business Officers
CASH	Coalition for Adequate School Housing
CCR	California Code of Regulations
CDC	U.S. Center for Disease Control
CDE	California Department of Education
CDFA	California Department of Food and Agriculture
CEC	California Energy Commission
CHPS	California Collaborative for High Performance Schools
CIWMB	California Integrated Waste Management Board
CLPPP	Childhood Lead Poisoning Prevention Program
DGS	California Department of General Services
DHS	California Department of Health Services
DOE	U. S. Department of Energy
DPR	California Department of Pesticide Regulation
DSA	Division of the State Architect, California Department of General Services
EPA	U.S. Environmental Protection Agency
GAO	U.S. General Accounting Office
HEPA	High efficiency particulate arrestance
HSC	California Health and Safety Code
HVAC	Heating, ventilating, and air conditioning
IAQ	Indoor air quality
IDEC	Indirect-direct evaporative cooling
IEQ	Indoor environmental quality
IESNA	Illuminating Engineering Society of North America
IPM	Integrated Pest Management
IREL	Interim (Indoor) Reference Exposure Level
LAO	California Legislative Analyst's Office

## ENVIRONMENTAL HEALTH CONDITIONS IN CALIFORNIA'S PORTABLE CLASSROOMS

LAUSD	Los Angeles Unified School District
LEED™	Leadership in Energy and Environmental Design
LBNL	Lawrence Berkeley National Laboratory
NAAQS	National Ambient Air Quality Standards
NIOSH	National Institute for Occupational Safety and Health
O&M	Operation and Maintenance
OEHHA	California Office of Environmental Health Hazard Assessment
OPSC	Office of Public School Construction, California Department of General Services
OSHA	U.S. Occupational Safety and Health Administration
PAH	Polycyclic aromatic hydrocarbon
PBO	Piperonyl butoxide
PCS	Portable Classrooms Study
PEL	Permissible Exposure Limit
PM	Particulate matter
PRG	Preliminary Remediation Guidelines
REL	Reference Exposure Limit
RH	Relative Humidity
RTI	Research Triangle Institute
SB	Senate Bill
SBS	Sick Building Syndrome
SCE	Southern California Edison
SFMA	School Facilities Manufacturers Association
UC	University of California
UCLA	University of California, Los Angeles
U.S. EPA	United States Environmental Protection Agency
VOC	Volatile Organic Compound, Volatile Organic Chemical
WHO	World Health Organization

## ABBREVIATIONS AND SYMBOLS

<b>TERM</b>	<b>DEFINITION</b>
°C	degrees Celsius
cfm	cubic feet per minute
CFU	colony forming unit
cm <sup>2</sup>	square centimeter
CO	carbon monoxide
CO <sub>2</sub>	carbon dioxide
dBA	decibel (referenced to 1 ampere)
°F	degrees Fahrenheit
kg	kilogram (one thousand grams)
l/min.	liters per minute (flow rate)
m <sup>2</sup>	square meter
m <sup>3</sup>	cubic meter
µg	microgram (one-millionth of a gram)
µg/g	micrograms per gram (concentration)
µg/cm <sup>2</sup>	micrograms per square centimeter (surface area)
µg/m <sup>3</sup>	micrograms per cubic meter (concentration)
mg	milligrams (one-thousandth of a gram)
mg/kg	milligrams per kilogram (concentration)
ml	milliliter (one-millionth of a liter)
ng	nanogram (one-billionth of a gram)
ng/g	nanograms per gram (concentration)
No.	number
%	percent
pCi/l	picoCurie per liter
PM2.5	Particulate matter with aerodynamic diameter less than 2.5 microns
PM10	Particulate matter with aerodynamic diameter less than 10 microns
ppb	parts per billion (such as one grain of sand in a billion grains of sand)
ppm	parts per million (such as one grain of sand in a million grains of sand)
§	section
T	temperature

## GLOSSARY OF TERMS

<b>TERM</b>	<b>DEFINITION</b>
Active/Passive Sampling	Active sampling depends on a mechanical process like pumping to collect the sample at a known rate; this was used for VOC and aldehyde sample collection. Passive sampling involves non-mechanical processes, usually diffusion, in which the air is sampled at whatever rate it passes across a badge surface or tube opening. Passive tube samplers were used in Phase I for the formaldehyde sample collection.
Air Changes per Hour	ACH, the volume of air moved in one hour. One air change per hour in a room, home, or building means that the equivalent of the volume of air in that space will be replaced in one hour.
Air Flow Rate	The rate at which air moves into a space. Expressed in units of air changes per hour or cubic feet per minute.
Air Handling Unit	HVAC (heating, ventilation and air conditioning) unit. Refers to equipment that includes a blower or fan, heating and/or cooling coils, and related equipment such as controls, condensate drain pans, and air filters. Does not include ductwork, registers, or grilles, or boilers and chillers.
Allergen	A chemical or biological substance (e.g., pollen, animal dander, or house dust mite proteins) that induces an allergic response, characterized by hypersensitivity.
Ambient Air Quality Standards (AAQS)	State (ARB) and federal (EPA) enforceable regulations designed to protect the public from the harmful effects of traditional pollutants in outdoor air.
Asthma	A chronic disease of lung tissue which involves inflamed airways, breathing difficulty, and an increased sensitivity to allergens and contaminants in the air.
Biological Contaminants	Agents derived from or that are living organisms (e.g., viruses, bacteria, fungi, and mammal, arthropod, and bird antigens) that can be inhaled and can cause many types of health effects including allergic reactions, respiratory disorders, hypersensitivity diseases, and infectious diseases. Also referred to as biological agents.

## ENVIRONMENTAL HEALTH CONDITIONS IN CALIFORNIA'S PORTABLE CLASSROOMS

Comfort measures	Factors that determine human perception of thermal comfort, including temperature, relative humidity, and draft
Dampers	Controls that vary airflow through an air outlet, inlet, or duct. A damper may be immovable, manually adjustable, or part of an automated control system.
Detection Limit	Limit of detection, the lowest detectable concentration of a pollutant for a sampling and/or analytical procedure. This varies with different measurement methods.
Fungi	A group of organisms that lack chlorophyll, including molds, mildews, yeasts, mushrooms.
Integrated Pest Management (IPM)	An ecosystem-based strategy that focuses on long-term prevention of pests or their damage through a combination of techniques including non-chemical prevention and control measures, habitat manipulation, modification of cultural practices, and use of least hazardous pesticides.
Mail survey	An information gathering study that utilizes the mail for distributing and returning the information, using questionnaires or other written forms.
Micron	A unit of length equal to one millionth of a meter; a micrometer.
Microorganism	A microscopic organism, usually a bacterium, fungus, or protozoan.
Natural ventilation	The movement of outdoor air into a space through intentionally provided openings, such as windows and doors, or through non-mechanical ventilators, by wind, air pressure differences, or other natural, non-mechanical means.
Permissible Exposure Limits (PELs)	Enforceable pollutant exposure limits determined by OSHA that are designed to protect healthy adult workers in industrial environments from adverse health effects associated with pollutant exposure. None of these limits are targeted toward protecting children.
Pesticides	A pesticide is any substance or mixture of substances intended to prevent, destroy, repel, or mitigate any pest. Though often misunderstood to refer only to insecticides, the term pesticide also applies to herbicides, fungicides, and various other substances used to control pests. Under

	<p>United States law, a pesticide is also any substance or mixture of substances intended for use as a plant regulator, defoliant, or desiccant.</p>
Polycyclic aromatic hydrocarbons (PAHs)	<p>A class of stable organic molecules comprised of only carbon and hydrogen. They are a common product of combustion from automobiles, airplanes, woodburning, cigarettes, and some types of cooking. Many of these molecules are highly carcinogenic and very common.</p>
Portable Classrooms	<p>Classrooms that are designed and constructed to be moveable and transportable over public streets, also known as temporary or relocatable classrooms.</p>
Quality Control (QC)	<p>Internal checks on the operation of sample collection and/or sample analysis. Methods for determining the operation include blanks, spiked samples, flow checks, and duplicate samples. QC measures can be used to determine accuracy, bias, and precision of the data reported.</p>
Real-time Monitoring	<p>This type of environmental measurement gives instantaneous information at the point of sampling; measurements are recorded as often as every minute, every second, or in fractions of a second.</p>
Reference Exposure Level (REL)	<p>The concentration level at or below which no adverse health effects are anticipated for a specified exposure duration. RELs are based on the most relevant, adverse health effect reported in the medical and toxicological literature for the population group known to be most sensitive to the chemical. RELs are designed to protect the most sensitive individuals in the population by the inclusion of margins of safety. Since margins of safety are incorporated to address data gaps and uncertainties, exceeding the REL does not automatically indicate an adverse health impact will occur. OEHHA provides acute (1-hour) and chronic (lifetime, non-cancer), RELs for a number of chemicals, and has developed an 8-hour "indoor" REL for formaldehyde.</p>
Relative Humidity	<p>The measure of moisture in the atmosphere, expressed as a percent of the maximum moisture the air can hold at a given temperature.</p>
Return Air	<p>Air removed from a space by the HVAC system to be recirculated or exhausted.</p>

Sick Building Syndrome	A set of symptoms (including headache, fatigue, and eye irritation) typically affecting workers in modern airtight office buildings, believed to be caused by indoor pollutants (such as formaldehyde fumes or microorganisms).
Stratified Random Sampling	A study approach in which the study samples are selected randomly from each of several, previously determined subgroups (strata) of the target population. The sampling rate or selection probability for each strata can differ, depending on the study design.
Supply Air	Air delivered to the conditioned space by the HVAC system and used for ventilation, heating, cooling, humidification, or dehumidification. It is usually a combination of outdoor air and return air.
Target study population	For this study, all California K-12 public schools that had portable classrooms in both the spring and fall of 2001 (spring of 2001 only for Phase I), and all classrooms in those schools.
Traditional classrooms	Classrooms in permanent, site-built school buildings.
Variable Air Volume System	Air handling system that conditions the air to a temperature using a varying amount of outside airflow based essentially on the outdoor temperature.
Ventilation	The process of intentionally supplying and removing air by natural or mechanical means to and from any space.
Volatile Organic Compounds (VOCs)	Compounds that evaporate quickly from the many housekeeping, maintenance, and building products made with organic chemicals. These compounds are released from products that are being used and that are in storage. Many are carcinogenic, neurotoxins, or mucous membrane irritants.
Weights (or sample weights)	Weighting factors that are used in statistical analyses to remove the bias due to differential sampling rates and to reduce the bias due to differential rates of non-response, yielding results that reflect estimates for the entire population being studied.



## **EXECUTIVE SUMMARY**

### **INTRODUCTION**

The California Portable Classrooms Study was a comprehensive study of environmental health conditions in California's public school classrooms. It was conducted jointly by the Air Resources Board (ARB) and the Department of Health Services (DHS) at the request of Governor Gray Davis and the State Legislature (AB 2872 Shelley; California Health and Safety Code (HSC) Section (§) 39619.6; see Appendix I). The study was prompted by concerns that California's schools, especially portable classrooms, might not provide healthful environments for students or teachers. These concerns were based on the potential for mold contamination, inadequate ventilation, poor temperature control, elevated levels of volatile chemicals, and excessive use of some pesticides. The study was funded to help understand the extent of these problems and to determine whether those problems warranted response by the state and/or schools or school districts.

The results of this comprehensive study provide important information for state and local decision-makers regarding the degree to which our classrooms provide a safe, healthful, and productive learning environment for California children. This report to the California Legislature provides an overview of the study, summarizes conditions identified in the study that need to be addressed at the State and local levels, and discusses options for improving conditions in both portable and traditional classrooms. The information presented in this report is based on the study results, findings from the scientific literature, and input provided by state agencies, school districts, consultants, manufacturers, and interested stakeholders.

### **PURPOSE AND SCOPE OF STUDY**

The purpose of the California Portable Classrooms Study was to:

- Conduct a comprehensive study and review of the environmental health conditions in portable classrooms.
- Identify any potentially unhealthful environmental conditions, and their extent.
- In consultation with stakeholders, identify and recommend actions that can be taken to remedy and prevent any unhealthful conditions identified.

The Legislature also directed that the study include a review of design and construction specifications, ventilation systems, school maintenance practices, indoor air quality, and potential toxic contamination including mold and other biological contaminants. Recommendations were to be developed to address the need for modified design and construction standards, emission limits for building materials and furnishings, and other mitigation actions needed to assure protection of children's health.

The study was conducted in two phases. Phase I consisted of a mail survey of 1000 schools randomly selected statewide. For each school, the facility manager and three teachers (two from portable classrooms and one from a traditional classroom) were asked to complete detailed questionnaires on all aspects of the classrooms pertaining to environmental quality. Additionally, formaldehyde sampling tubes were sent to about two-thirds of the schools, for deployment in the three classrooms. In Phase II, comprehensive chemical, biological, and environmental measurements were obtained in 201 classrooms at 67 schools randomly selected statewide. As in Phase I, two portable classrooms and one traditional classroom were studied at each school.

The State contracted with Research Triangle Institute (RTI), a not-for-profit scientific research organization, to conduct the primary field work of the study for both Phase I and Phase II. ARB's Research Screening Committee, an external scientific peer review group that assures the quality of research funded by the ARB, reviewed and approved all experimental design and study materials related to RTI's participation. ARB and DHS each conducted certain tasks of the study as well. For example, ARB pre-tested the passive formaldehyde samplers used in Phase I, managed the RTI contract, and coordinated stakeholder participation, while DHS conducted a preliminary survey of school districts, analyzed dust samples for allergens, and reviewed the biological sampling protocols conducted by RTI and the related results. Both agencies were fully involved in project oversight, review of the results, and preparation of this report.

## **STAKEHOLDER PARTICIPATION**

As directed in HSC §39619.6, ARB and DHS consulted with relevant state agencies and stakeholders at key points in the study. A website and email distribution list were established to keep interested stakeholders up to date on the progress of the study. ARB and DHS consulted with the Department of Education, the Department of General Services (including the Division of the State Architect and the Office of Public School Construction), the Office of Environmental Health Hazard Assessment, and other interested state agencies prior to the study regarding the overall study design and detailed information to be obtained, and upon completion of the final research report from RTI. Stakeholder input was obtained through comment periods and through several public workshops conducted both prior to the study and upon completion of the draft report.

## **BACKGROUND**

A "portable classroom" is defined as "a classroom building of one or more stories that is designed and constructed to be relocatable and transportable over public streets..." (California Education Code, §17070.15[k]). Portable classrooms also are often referred to as relocatable classrooms, and occur in a variety of styles and forms. Based on a DHS survey of school districts, just under one-third (about 30%, or 80,000) of the State's 268,000 kindergarten to 12<sup>th</sup> grade (K-12) public school classrooms in the 2000-

ENVIRONMENTAL HEALTH CONDITIONS IN CALIFORNIA'S PORTABLE CLASSROOMS

2001 school year were portable classrooms. It is estimated that about 80,000 to 85,000 are currently in use as classrooms in California.



*Typical portable (relocatable) classrooms.*



Portable classrooms serve an important need in California K-12 public schools. They are more quickly constructed and deployed to school sites, they can be moved from school to school, and they often have a lower first-cost than traditional, site-built buildings. These features allow schools great flexibility in meeting fluctuating enrollment levels. In the late 1990s, the availability of portable classrooms enabled the state to achieve class size reductions aimed at improving learning achievement. Until 1998, the State required school districts that were requesting funding to design new schools with at least 30% of portable classrooms. This requirement was imposed as a cost-saving measure. With the Leroy F. Green School Facilities Act of 1998 and passage of Proposition 1A, this restriction was lifted, and school districts were given greater local control in the design of their schools, along with a revised formula for financing, based on per-pupil grants.

### **Health and Economic Impacts**

In recent years, concerns have risen among teachers, parents, and the public regarding potential health risks at schools, especially associated with portable classrooms. The concerns have focused on immediate health complaints such as eye irritation, allergies, asthma, headache, and fatigue, as well as the carcinogenic, neurologic, and other risks of chronic exposures to air toxics, such as formaldehyde, lead, and pesticides. Chemical contaminants and biological agents, along with other indoor environmental problems in the classroom, have frequently been the focus of attention.

California public school buildings are used by more than six million children in grades K-12, close to 300,000 teachers, thousands of administrators and support staff, plus countless parent and community visitors on a daily basis. Many of these individuals spend a considerable portion of their time within the confines of school buildings over a period of years. Thus, ensuring healthful conditions inside classrooms is a critical factor in both teachers' and students' health and performance. Both groups may suffer the detrimental effects of poor environmental conditions; however, children generally are more vulnerable than adults to environmental contaminants and injury.

Asthma is among the most significant health problems associated with poor indoor environmental quality (IEQ) in schools. Asthma is a chronic disease of lung tissue involving inflamed airways and an increased sensitivity to contaminants in the air. Asthma is a leading cause of school absences, and it may account for as many as three million lost days of school missed by California students annually. In California, asthma prevalence for children is about 10%, and is highest among children 12 to 17 years of age. Schools with poor IEQ can contain many known asthma triggers – airborne particulate matter, chemical contaminants, and allergens such as dust mites, cockroaches, mold spores, and animal dander.

Poor environmental conditions in schools can also affect school productivity and student performance. The available evidence suggests that IEQ problems, such as low outdoor air ventilation rates and insufficient light, may reduce the performance of building occupants, such as students in schools.

An economic analysis of the costs of the impacts of poor IEQ on the educational sector has not been conducted. However, it is estimated that the benefits of improving IEQ in schools could total as much as \$600 million – from reduced respiratory disease, reduced allergies and asthma, reduced eye and throat irritation, and worker performance unrelated to health. This estimate only accounts for the impacts on teachers and school staff; it omits analogous effects on productivity and performance among the many more students sharing the school environment.

In addition to the benefits of improved health and productivity, properly maintained buildings prove to be more cost-efficient, because fewer resources are needed under prevention-oriented programs than when neglect leads to costly repairs or untimely replacement for major facilities.

### **Indoor Environmental Regulations and Guidelines for Public Schools**

While school design and construction are subject to codes and regulations (discussed further below), there are few specific standards or guidelines on environmental conditions specifically addressing schools. Generally, Cal/OSHA (Department of Industrial Relations) enforces several regulations relevant to schools as workplaces: California Code of Regulation (CCR) Title 8 § 3362 requires that workplaces be maintained in a sanitary condition, and subsection (g) requires that all types of water intrusion be avoided, and remedied when leakage occurs. Cal/OSHA also enforces the implementation of the Injury and Illness Prevention Program required under § 3203, which requires development of a plan and training of appropriate staff to assure the health and safety of the school employees. Finally, § 5142 requires ventilation systems to be operated continuously and maintained as they were designed to be, in order to provide sufficient fresh outdoor air.

The following guidelines and standards are applicable to, or can be applied to, school environmental conditions, but few are required to be met, and those that are in regulation are often not well enforced.

#### **◆ Ventilation**

Requirements for heating, ventilating, and air conditioning (HVAC) systems in California stem from several sources.

- Title 24 of the CCR addresses energy efficiency, and also specifies minimum outdoor air flows for different types of buildings; for classrooms, this is 15 cubic feet per minute (cfm) per person or 0.15 cfm per square foot, whichever is greater.
- Cal/OSHA (CCR Title 8) enforces an HVAC standard for workplaces that requires that ventilation systems be operated and maintained to supply at least the minimum amount of outside air that was required at the time the system was last permitted.
- The American Society of Heating, Refrigerating, and Air Conditioning Engineers (ASHRAE) provides professional guidance on minimum ventilation rates based largely on human health and comfort. While not regulatory, ASHRAE Standards, specifically Standard 62, *Ventilation for Acceptable Indoor Air Quality*, is an

important reference for California's ventilation codes and recommended comfort levels. However, ASHRAE's standards are not set specifically to protect children.

- Carbon dioxide concentrations can serve as an indicator of ventilation sufficiency. Guidelines using indoor carbon dioxide concentrations as an indoor air quality indicator are available from ASHRAE and other sources, and range from about 800 to 1,200 parts per million (ppm) as a "not to exceed" level.

#### ◆ **Temperature and Relative Humidity**

Indoor thermal conditions are generally not subject to regulation. ASHRAE's Standard 55-1992 provides guidance on thermal comfort, which can be a complex function of season, occupant activity, clothing, air movement, and other factors.

- ASHRAE's acceptable temperature range is 68-75°F in the heating season and 73-79°F in the cooling season under typical humidity and airflow conditions.
- ASHRAE's acceptable range for relative humidity is 30% to 60% under common conditions; higher humidity also should be avoided to prevent mold growth.

#### ◆ **Air Pollutants**

There are standards set to protect workers in the work environment, and outdoor air quality standards and guidelines set to protect the general public. However, none of these are targeted toward protecting children, and only worker exposure levels are required to be met within school settings.

- Permissible Exposure Levels (PELs), developed by the California Occupational Health and Safety Standards Board, are limits for chemical air pollutants in industrial and other work environments.
- Federal and State ambient air quality standards (AAQS), established by U.S. EPA and the ARB, respectively, are developed to protect the general public from the harmful effects of traditional pollutants in outdoor air. California's AAQS are currently under review to ensure that they are protective of sensitive populations including children.
- Chronic and acute Reference Exposure Limits (RELs) developed by Cal/EPA's Office of Environmental Health Hazard Assessment (OEHHA) are non-regulatory guidelines developed to prevent harm from toxic air pollution.
- In the absence of indoor air quality guidelines or standards, the AAQS and OEHHA's RELs for acute and chronic effects may serve as useful guidelines for acceptable classroom air quality, but may not be fully protective of children.
- OEHHA has developed an interim 8-hour REL of 27 ppb, 8-hour averaging time, for formaldehyde, an almost ubiquitous indoor air pollutant, to identify the level below which irritant effects would not be expected to occur during typical day-time occupancy of buildings. Other 8-hour RELs are not yet available.
- Cancer potency factors developed by OEHHA can be used to judge potential cancer risk.

#### ◆ **Noise**

Voluntary standards and guidelines for classroom noise have only recently been developed.

- The American National Standards Institute (ANSI) and the World Health Organization (WHO) recommend 35 decibels (dBA) as a limit for background classroom noise.
- The California Collaborative for High Performance Schools (CHPS) set the maximum noise level for unoccupied classrooms at 45 decibels as a prerequisite for the designation of a high performance classroom.
- The outdoor noise limit in many California communities is 55 dBA.

◆ **Lighting**

The Illuminating Engineering Society of North America (IESNA) has established guidelines of a minimum of 30 foot-candles of light for large type/high contrast materials, and a level of 50 foot-candles for small type and/or low contrast materials.

◆ **Lead in floor dust**

The U.S. EPA standard is 40 micrograms of lead in dust per square foot for bare floors or carpets. The maximum allowable lead level is 250 micrograms per square foot for interior window sills. These standards are based on surface wipe samples and were developed for the protection of the most susceptible group, children under 6 years of age.

### **Design and Construction of Portable Classrooms**

Portable classrooms used throughout California are typically 12x40 feet modular units fitting together in pairs (or more), with a metal roof, and a wall-mounted heat pump with air conditioning. Generally, the windows are relatively small, but they are usually operable. Exteriors and floors are usually plywood or composite wood siding, and interior walls are most often vinyl-covered tackboard. In recent years, designs with a concrete wall as well as two-stories have become more common. Most importantly, numerous improvements have been made in roofing, siding, windows, heating and air conditioning, lighting, and insulation.

All public school facility construction within the State of California, including portable classrooms, must comply with the California Building Standards Code. This code is contained in Title 24 of CCR. The State has some of the nation's most stringent energy efficiency standards, which are contained in CCR Title 24 (Part 6) and include provisions on the building envelope, water-heating systems, lighting, and HVAC systems. The Department of General Services (DGS) oversees the design, construction, and financing of educational facilities.

- ◆ The Division of the State Architect (DSA) is responsible for reviewing design plans and construction for all new school facilities, additions, alterations, and modernization projects, including portable classrooms. Although the building design plans and the State Building Standards Code address all aspects of the school design and construction, the DSA plan-check focuses on three areas: the structural design (i.e., seismic safety), handicap accessibility (i.e., compliance with the Americans with Disability Act and related standards), and *fire & life safety* concerns

(e.g., sprinklers, fire alarms). DSA also certifies inspectors, which schools are required to hire to oversee on-site school construction and portable manufacture.

- ◆ The Office of Public School Construction (OPSC) administers state appropriations for public school facilities construction and modernization, leasing of relocatable classrooms, and funding for deferred maintenance. OPSC purchases and maintains a set of portable classroom units as part of the State Relocatable Classroom Program. This program was initially established to provide classrooms on an emergency basis, but portables now are also used by districts impacted by rapid growth and modernization projects. The State owns approximately 6000 portables that are leased to school districts on an as-needed/as-available basis. The State purchases about 200 new portables per year, on average. Funding for portables comes primarily from lease revenues. Current costs for a portable classroom range from about \$25,000 to \$47,000; districts lease them for \$4000 per year.

The OPSC continually reviews the classroom specifications to assure that they meet or exceed Title 24 requirements. Current OPSC specifications exceed the minimum Title 24 standards in several areas, including:

- An interior moisture barrier is required at all metal roof structures to prevent moist interior air from contacting metal elements and producing condensation.
- Wall insulation requirements have been upgraded from R-11 to R-13, and ceiling insulation has been upgraded from R-19 to R-22.
- All windows are now dual glazed "low e."
- Lighting systems include T8 fluorescent type with photoelectric control.

State Relocatable Classrooms have always met or exceeded construction codes in effect at the time of approval. Additionally, they comply with ASHRAE standards for temperature control.

OPSC also has taken, and plans to take, other steps to improve the state portable classroom specifications for their impact on indoor environmental quality. For example, all adhesives used for carpet or rubber baseboard installation must be water-based adhesives, and lighting systems are designed to provide 50 foot-candles at the desk level. OPSC's wallboard has been tested and contains no detectable formaldehyde residue. However, OPSC plans to require that tackboard wall material and fiberglass insulation contain no detectable formaldehyde. They are also considering several options for quieting noisy ventilation systems.

OPSC is currently developing several relocatable classroom guides for schools that lease relocatables through the State Program. The guidebooks will provide information to custodians, maintenance staff, and teachers to help assure that classrooms are properly maintained. Additionally, OPSC has arranged for distribution of the guides whenever new relocatables are delivered to a site.

OPSC also administers the Deferred Maintenance Program (DMF), which provides funding to school districts for major repairs and upgrades, such as new roofs and



plumbing. However, funding for the DMF is variable, fluctuating from year to year. Extreme Hardship Grants are available for urgent projects needed within one year for health and safety or structural reasons for traditional classrooms.

### **Programs for Improved School Buildings**

Several programs in California are already addressing some of the problems identified in this study, and others are under development or have been proposed. Some new programs were begun either before or during the period of this study, and provide mechanisms to implement some of the recommendations discussed in this report. These programs include:

- ◆ State new school construction and modernization bonds. California has recently made historic investments in new school construction and modernization of older schools. In 2002, Governor Davis signed legislation to place a \$25 billion school bond package on the state ballot. California voters approved the first bond in November 2002, providing school districts with \$11.4 billion in funding for new construction and modernization of K-12 schools. Already more than \$6 billion has been allocated to school districts statewide to begin new construction and modernization projects. New bond funding will reduce the need for portable classrooms in California schools, and where the need remains, will provide funding to replace aged portable classrooms with classrooms that meet high environmental and health standards. The remaining \$13 billion bond is scheduled to go before the voters on the March 2004 primary ballot.
- ◆ The Los Angeles Unified School District's (LAUSD) Facility Inspection Program is a comprehensive self-assessment of all district schools for basic health and safety conditions (Bellomo, 2003). After their first round of inspections, LAUSD officials determined that many of the basic problems found could be remedied by custodians or other school personnel, generally at less than \$50 additional cost. Some of these basic problems included factors such as blocked fire extinguishers and improper use of electrical cords, important safety items critical to child safety not studied in the Portable Classrooms Study reported in this document. However, they also included items such as proper storage of chemicals and implementing an Illness and Injury Prevention Program, which also are handled by school personnel. LAUSD has developed a detailed tracking system to assure that problems identified are addressed. LAUSD's "Safe School Inspection Guidebook," a checklist, is provided in Appendix V, and can serve as a good starting point for other districts and schools undertaking a self-inspection. LAUSD also has adopted the CHPS criteria for new school construction (see next bullet).
- ◆ The Collaborative for High Performance Schools (CHPS) is a consortium of public agencies and energy utilities in California working to facilitate the design and construction of "high performance" schools. These schools serve as models of energy and resource efficiency, as well as provide a healthy and comfortable environment conducive to the learning process. The core of CHPS is a set of *Best*

*Practices Manuals* that provides an array of options for improved school planning and design. This approach allows school boards to declare their intentions to build high performance schools, despite a lack of explicit knowledge of specific components. The CHPS criteria give facility designers latitude to incorporate practices in a manner that best fits the district's needs and budget. Only a very small percentage of California districts and schools have utilized CHPS' excellent guidance to date.

- ◆ U.S. EPA's IAQ (Indoor Air Quality) Tools for Schools Program is a program developed to help schools identify and prevent indoor air quality problems, using a team approach to school IEQ management. The program provides educational materials and tools for evaluating the impact of school maintenance functions and occupants' daily activities on indoor air quality. U.S. EPA makes their *IAQ Tools for Schools* action kits available at no cost, and has funded numerous training workshops, including many in California. Despite the outreach, awareness and use of the program among California schools are still relatively low: in this study, 35% of schools reported that they were familiar with the program, and 11% of California schools reported that they use all or part of the program. This may be due to a misperception regarding the level of effort required: the program is adaptable to any level of resources, and numerous schools in California have successfully implemented the program and demonstrated its cost-effectiveness.
- ◆ An Interagency State Workgroup on Relocatable Classrooms was recently formed to identify opportunities to implement Governor Davis' sustainable building goals with respect to portable classrooms. The workgroup is a subgroup of the State Sustainable Building Task Force formed to implement Executive Order D-16-00. The workgroup is in the early stages of reviewing and developing revisions to the State specifications for portable classrooms leased by OPSC. The workgroup will also be coordinating a program to upgrade existing classrooms.
- ◆ The Lead-Safe Schools Project began in 1998 as a joint project of the University of California at Berkeley Labor Occupational Health Program, DHS's Childhood Lead Poisoning Prevention Program, and the state Department of Education. The Project provides training, focused documents, and a hotline for training school maintenance department staff regarding sources (primarily old paint) and remediation of lead in California schools. Grant funding for the training recently ended. Starting in 2004, the Lead-Safe Schools Protection Act (SB 21, Escutia, Statutes of 2002) requires that schools certify that they will follow all standards for the management of lead hazards when they apply for state modernization funding.
- ◆ Integrated Pest Management (IPM). The Healthy Schools Act of 2000 (AB 2260, Shelley) mandated the Department of Pesticide Regulation (DPR) to promote voluntary school IPM programs. IPM includes the use of non-chemical practices to reduce pest populations, using least toxic pesticides to treat infestations above designated thresholds, and training relevant individuals regarding IPM approaches. The Act also directed schools to comply with certain requirements to reduce

exposures to pesticides at schools, such as parental notification of pesticide applications, warning signs, recordkeeping at schools, and reporting of pesticide use by licensed pest control businesses that apply pesticides at schools. Meeting these requirements is the responsibility of individual school districts, and DPR does not enforce compliance.

- ◆ Blueprint for School Facility Finance. In a 2001 report, the California Legislative Analyst recommended changes to the finance system for K-12 school facility capital outlay (LAO, 2001). The authors identified several key deficiencies with the existing finance system, and proposed a new "blueprint" for more effectively financing new school construction and modernization:
  - Annual appropriations for capital outlay, rather than the current approach of intermittent voter-approved bonds;
  - Allocation of funds to school districts based on a per-pupil formula, rather than the current project-specific, first-come, first-served basis;
  - More local control and responsibility through an accountability program; and
  - Transition funding to address current unmet facility needs.

Because school facilities are such a substantial investment and it is the responsibility of the districts to ensure their maximum useful life, the LAO felt that facilities maintenance funding would be more efficient if there were greater local accountability. The LAO suggested that "districts should set aside a prescribed annual contribution from their operating budget to fund facility maintenance, or certify at a public hearing that a lower amount is sufficient to meet their maintenance needs." The LAO recommendations would lead to a more focused state role in technical assistance and oversight regarding planning, constructing, and maintaining school facilities.

## **METHODS**

The sampling approach used in this study was designed to obtain a statistically representative sample of the "target" study population, which was defined as all public schools in California with at least one portable classroom in spring 2001. The study was conducted in two phases. Phase I consisted of a mail survey returned by 384 of more than 1000 schools randomly selected statewide. For each school, the facility manager and three teachers (two from portable classrooms and one from a traditional classroom) were asked to complete detailed questionnaires on all aspects of the classrooms. Additionally, formaldehyde sampling tubes were sent to about two-thirds of the schools, for deployment in the three classrooms. In Phase II, a comprehensive suite of chemical, biological, and environmental measurements were obtained in 201 classrooms at 67 schools statewide. Similar to Phase I, two portable classrooms and one traditional classroom were studied at each school. Quality control checks were performed for field and laboratory measurements, and for entry of questionnaire and inspection data.

## RESULTS AND DISCUSSION

Both portable and traditional classrooms were found to have some environmental conditions that need improvement. However, the most serious problems occur only in a small percentage of classrooms. Remedies to address the problems identified are available; however, the solutions would require a combination of actions by the State, school districts, individual schools, manufacturers, and others. Many of the solutions are relatively low-cost. For example, improved operation and maintenance would go a long way to address many of the problems identified. Similarly, routine use of no- or low-emitting building and classroom materials would typically add only minimal cost, and quieter HVAC units can cost as little as \$300-400 more per unit.

The results and recommendations presented below **apply to both portable and traditional classrooms** unless otherwise specified. The primary results include the following:

### Ventilation

- In both types of classrooms, the amount of outdoor air exchange was inadequate over 40% of the time (carbon dioxide levels exceeded 1000 ppm), and seriously deficient for about 10% of the time (carbon dioxide levels exceeded 2000 ppm). This is a critical finding; this latter group clearly did not meet state ventilation requirements for continued outdoor air, and such deficiencies have been associated with increased eye and throat irritation, lethargy, headache, and other symptoms that can impair the learning process and reduce performance.
- 60% of teachers in portables indicated they turn off the ventilation system at times due to excess noise; 23% of teachers in traditional classrooms reported doing this.
- Portables had more HVAC problems than traditional classrooms, including higher rates of dirty air filters (40% vs. 27%), blocked outdoor air dampers (11% vs. 3%), and poor condensate drainage (59% vs. 12%) which can lead to microbial contamination.

Overall, the HVAC systems delivered adequate outdoor air and total airflows when operated properly, so design capacity did not appear to be a common problem in this study. Complaints of stuffy room air usually result from the HVAC not being operated properly. This occurs primarily for three reasons: the thermostat control limits the amount of time the system fan is operating; the outdoor air damper is blocked or in a closed position; or the teacher simply turns off the system because the noise is disruptive to class activities.

Excessive noise is the primary issue that needs to be addressed by HVAC and portable classroom manufacturers; low noise levels should be specified by schools and the State when purchasing new portables. In addition, operation and maintenance of HVAC systems needs to be improved at many schools; training of facility staff and teachers should be undertaken and regular inspection and maintenance programs followed to avoid larger problems that can result when ventilation systems are not properly operated and maintained.

***Dirty air filters can reduce airflow and provide a breeding ground for mold.***



### **Temperature and Humidity**

- 27% of portables and 17% of traditionals experienced temperatures below ASHRAE's thermal comfort standards for the heating season. Some classrooms of both types also experienced temperatures above the ASHRAE standard range for acceptable indoor temperature during cool weather.
- About 11% of all classrooms had relative humidity (RH) levels below 30%, and 14% had RH levels above 60%, outside of the ASHRAE standards range for acceptable RH. Portable classrooms had slightly higher RH than traditional classrooms.
- Properly operating and maintaining HVAC systems should remedy these problems in most classrooms.

### **Air Pollutants**

- Formaldehyde and other aldehydes:
  - ✓ Indoor concentrations were elevated above OEHHA's interim 8-hour REL for acute eye, nose, and lung irritation in about 4% of the classrooms. This totals about 10,720 classrooms, or at least 214,400 children (assuming 20 children per classroom...there usually are more) exposed to formaldehyde levels that could potentially result in irritant effects.
  - ✓ Levels in virtually all classrooms exceeded OEHHA's chronic REL (1.3 ppb) for irritant effects and OEHHA's one-in-a-million excess lifetime cancer risk level (0.13 ppb) for formaldehyde. However, levels of formaldehyde in homes and offices virtually always exceed these levels as well, and it is generally not feasible to achieve levels below these guideline levels, because outdoor levels near schools average about 3-5 ppb.
  - ✓ Highest levels occurred primarily in the warmer seasons, which increases off-gassing of volatiles such as formaldehyde.
  - ✓ Portable classrooms generally had higher formaldehyde levels than traditionals.

- ✓ A higher percentage of portables had building materials known to emit formaldehyde, including pressed-wood materials and furniture, and carpets. Formaldehyde emissions and levels in new building materials are estimated to take about 3 to 5 years to off-gas before they reach relatively low levels.
- ✓ Alternative low- and no-emitting materials are available and should be used in constructing new portable classrooms.
- ✓ Other aldehydes (especially acetaldehyde) also were generally found in higher concentrations indoors than outdoors due to indoor sources.
- Volatile organic compounds (VOCs)
  - ✓ Many VOCs were present indoors due to numerous common indoor sources, but at levels similar to or lower than those in other indoor environments.
  - ✓ Levels were below acute (immediate effects) risk levels.
  - ✓ Some classrooms would exceed the one-in-a-million excess lifetime cancer risk level for benzene and chloroform if the exposure continued for a lifetime. However, the much shorter exposure in classrooms presents a much lower risk. Also, outdoor levels exceeded the one-in-a-million risk level, and most of the classroom risk is the result of emissions from common outdoor sources.
- Particulate matter
  - ✓ Total particle counts were similar for both types of classrooms for PM10 and PM2.5 size ranges, but the highest levels were seen in portables.
  - ✓ Outdoor particle counts were usually about twice the indoor counts.
  - ✓ Vehicle traffic was likely an important particle source for both types of classrooms: over 50% of both portables and traditional classrooms were within 50 feet of parking lots, roadways, and loading docks. Portables often are sited with their ventilation units and air intakes facing roadways and parking lots, which may account for the higher counts in some of the portables.

***Dumpsters and loading docks next to classrooms: odors, dust, and motor vehicle exhaust often infiltrate into classrooms from outdoor sources.***



### Floor Dust Contaminants

Persistent contaminants were examined in floor dust samples collected with a specialized vacuum cleaner. Analyses of floor dust can provide insight into potential past and present contaminant exposures that cannot otherwise be obtained with a routine air sample. Metals, pesticides, polycyclic aromatic hydrocarbons (PAHs, a group of semi-volatile organic compounds emitted during combustion processes, many of which are known or suspected carcinogens), and a variety of allergens were examined in the dust samples.

- Metals
  - ✓ Elevated levels of lead were measured in some floor dust samples, most likely from tracked-in soil or paint chips from old paint indoors or outdoors.
  - ✓ Arsenic levels were slightly higher in portables; more importantly, levels in both types of classrooms appeared to exceed typical levels found in California soils. Arsenic is a natural soil contaminant, and the primary source would be soil tracked-in. The elevated levels indicate possible additional school ground contamination from fertilizers and wood preservatives, some of which contain arsenic.
  
- Pesticides
  - ✓ Residues of both generally available and restricted-use pesticides were found in all floor dust samples, indicating the recent and historical use of pesticides in and around schools.
  - ✓ Six pesticides were detected in over 80% of the samples: esfenvalerate, chlorpyrifos, *cis*- and *trans*-permethrin, *o*-phenylphenol, and piperonyl butoxide. The sale of chlorpyrifos for use in schools was banned in late 2001, but chlorpyrifos can last up to a year or more in the environment. The five other pesticides last just a few weeks.
  - ✓ Pesticides enter classrooms either during application or by being tracked in on shoes or clothing from the outdoors.
  - ✓ Children can be exposed to pesticides through inhalation, ingestion (hand-to-mouth activity), and dermal contact. Children in the lower grades tend to spend a substantial amount of time sitting on the floor, bringing them into closer proximity to pesticides found in floor dust.
  - ✓ Further assessment of these pesticide results is underway.
  
- Polycyclic Aromatic Hydrocarbons
  - ✓ Most of the 16 PAHs studied also were found in over 80% of the classroom samples, but levels in the floor dust were low relative to levels found in homes in recent studies.
  - ✓ Average levels were similar in portable and traditional classrooms, but portables had the highest levels. The reason for this is not known.
  
- Allergens
  - ✓ Cat and dog allergens were found in more than half of the classroom samples. The concentrations were generally below sensitization levels; however, classroom levels could cause symptoms in persons with pre-existing allergies.
  - ✓ Cockroach and dust mite allergens were found only infrequently.



### Moisture and Mold

- In the Phase I mail survey, 69% of the teachers reported smelling musty odors in their classroom, 43% reported current or previous floods or leaks, and 11% reported visible mold.
- Field observations by the study technician in Phase II showed that:
  - ✓ 21% of the portable classrooms and 35% of traditionals had visible water stains on the ceiling, and 13% of portables and only a few traditionals had visible water stains on the floor.
  - ✓ 17% of all classrooms (12% portables, 20% traditionals) had excess moisture measured in the walls, ceiling, or floor. Excess moisture was measured as material moisture content above levels measured in comparable known dry material.
  - ✓ 3% of portables and almost no traditionals had visible mold on the ceilings; 3% of all classrooms had visible mold on exterior walls.

Water stains and measurements of excess moisture in building materials often indicate hidden mold, and at a minimum indicate a moisture problem such as a leak that needs to be remedied. Any mold present in a classroom or its wall voids, flooring or plenum should be properly remediated, since mold can trigger allergy symptoms and asthma attacks in individuals with those sensitivities. Proper remediation may range from scrubbing a small area with detergent and water to following procedures also used for asbestos remediation. In all cases, the moisture source must be corrected.



***Water leaks in roofs and near HVAC units are common causes of moisture and mold problems.***




## Noise

- All classrooms exceeded the recently developed ANSI acoustic standard and the WHO guideline of 35 decibels background noise for unoccupied classrooms.
- A substantial portion of unoccupied classrooms (50% portables, 38% traditional) had measured noise levels exceeding the outdoor nuisance standard of 55 decibels used by some California cities. It is excessive noise levels that lead some teachers to turn off the HVAC systems.
- Stakeholders have indicated that a noise level of 45 decibels is achievable with some associated costs and focused effort; 35 decibels appears technologically and financially unattainable at this time. California does not have a noise guideline or standard for classrooms. CHPS has set a maximum level of 45 decibels as the goal for high performance schools.

## Lighting

- About one-third of classrooms do not meet IESNA professional design guidelines of 50 foot-candles for low contrast materials, and a small percentage of classrooms do not meet the guideline of 30 foot-candles for high contrast materials.
- Portable classrooms had somewhat lower lighting levels than traditional classrooms.

***Lighting was inadequate in one-third of the classrooms. Daylighting is best with proper design and location, but can lead to glare and shadows if not well-designed.***



## RECOMMENDATIONS

Actions are needed at all levels to provide classroom environments that are healthy and conducive to effective learning for K-12 students. Approaches to prevent and remedy most of the problems identified in this study are available; while some may be subject to fiscal constraints, most often what is needed is systematic review and attention to these issues. Many of the problems identified in this study can be addressed through meeting existing State standards and guidelines (primarily those of Cal/OSHA), including requirements to provide continuous outdoor air exchange; improved operation and maintenance programs; and focused training efforts. Many can be addressed at relatively low cost.

There are four key approaches needed to remedy the problems identified in this study, each with several specific recommendations for implementation. The four over-arching approaches are:

- ◆ Direct and assist schools to comply with State regulations, especially workplace regulations related to operation and maintenance.
- ◆ Develop and promote “Best Practices” for design, construction, operation and maintenance of school facilities.
- ◆ Improve support (funding and training) for school facilities and staff.
- ◆ Establish needed guidelines and standards for school environmental health.

Each specific recommendation below supports one or more of these over-arching approaches. The specific recommendations are presented in two groups:

**Group 1:** includes actions that are high priority and would yield high benefits at relatively low cost. These recommendations should be pursued within the next one to two years.

**Group 2:** these recommendations are also a priority, but will require a longer-term effort and/or additional resources in order to be fully implemented. These actions should be initiated in the next year or so, but may require four to five years to implement fully.

### **Group 1: High Priority, High Benefit Actions, with Relatively Low Cost**

Group 1 recommendations build largely on regulations, programs and activities that are already in place but that are not fully met or utilized.

1. **Meet State Regulations.** Schools, districts, and the state should assure that all school buildings meet all relevant State regulations, particularly those related to

operation and maintenance. Many classrooms do not meet various existing State standards, and meeting those regulations would go far to provide healthful conditions in classrooms. For example, operating HVAC systems as they were intended to be operated to assure adequate outdoor air ventilation, per Title 8 Section 5142; developing a health and safety program and training employees to implement that program, per requirements of the Injury and Illness Prevention Program regulation; and maintaining sanitary conditions and correcting water intrusion, leakage, and uncontrolled accumulation of water to reduce the potential for mold growth – all workplace requirements enforced by Cal/OSHA – would correct several of the major problems seen in classrooms. To achieve this, many districts may need to increase their maintenance staffing: many districts do not meet the maintenance staffing ratios recommended by the California Association of School Business Officials (CASBO). Some remedies may not be low-cost, depending on the nature of the non-compliance.

2. **Conduct District and School Self-Assessments**. Districts/schools should conduct “self-assessments” of basic safety and health conditions, similar to the self-inspection program undertaken by the LAUSD. In addition to assessing whether state regulations are being met, self-inspections can also be used to remedy obvious problems that are not necessarily regulated, and as a first step to begin to incorporate “Best Practices” into operation and maintenance functions (see below). The LAUSD’s basic checklist is provided in Appendix V; districts/schools can use all or part of it to conduct their own walk-throughs and identify key problems in the near term. Conditions that can be corrected with little or no cost should be remedied promptly. Plans should be developed to obtain resources to address those that require additional funds to remedy; for example, noisy HVAC units should be scheduled for modification or upgrade.
  
3. **Require IEQ Management Plans**. The State should require districts and schools to develop an IEQ Management Plan. Such a plan would complement and extend the benefits of the self-assessment discussed above. The U.S. EPA’s *IAQ Tools for Schools Kit* provides guidance for developing such a plan: see <http://www.epa.gov/iaq/schools/>. Visalia, Saugus, Clovis, and San Francisco, among others, have successfully and cost-effectively implemented *IAQ Tools for Schools* in their schools. Districts and schools should implement key provisions of the program and other preventive operation and maintenance measures that are high benefit/low cost, including:
  - a. Appoint an IEQ manager and form an IEQ team.
  - b. Establish a regular inspection and maintenance schedule; ensure that HVAC systems are thoroughly cleaned and inspected at least annually.
  - c. Use checklists for core inspection and preventive actions.
  - d. Educate the building occupants: e.g., ventilation systems should remain “on”, and pollutant sources, such as “air fresheners”, should not be brought into the classroom.

- e. Implement procurement policies and practices for classroom furnishings and supplies that assure good indoor air quality, such as specifying desks and bookcases that emit no formaldehyde.
4. **Establish “Best Practices” Policy.** The State should establish a policy to incorporate “Best Practices” into the design, construction, operation, and maintenance of new California schools, especially the measures developed by the Collaborative for High Performance Schools (CHPS). Because of the large number of new construction and renovation projects statewide at this time, there is a unique opportunity to foster a new generation of classrooms that provide a healthful environment conducive to learning. The CHPS *Best Practices Manuals* provide an array of options and information that can be used in designing, constructing, and renovating school buildings. CHPS-based schools have a high potential for reduced energy consumption, and thus save energy dollars as well. The CHPS manuals and videos are available at <http://www.chps.net/>; manuals for operation and maintenance are under development. Districts and schools should use CHPS Best Practices to the fullest extent feasible, at a minimum incorporating a few of the low-cost options that are suitable for their situation. Additionally, specific recommendations gleaned from this study and from stakeholders’ input, are included in Appendix VI. Key examples are:
    - a. Specify no- and low-emitting building materials and furnishings in construction contracts and solicitations. This should include using exterior grade wood products or other low-emitting materials in wall & floor materials; no-formaldehyde insulation, ceiling tiles, and cabinetry; and other low- or no-emitting materials to avoid elevated formaldehyde and VOC levels.
    - b. Specify HVAC systems that provide sufficient airflow at less than 45 dBA.
    - c. Design sprinklers and landscaping properly so water does not hit the building, and drains away from the structures.
  5. **Expand State Design Review.** State-level design review for new buildings and major renovations should be expanded. Review and approval of elements such as ventilation system design and building materials should be added to the routine structural, fire and life-safety, and accessibility plan-check function of the Division of the State Architect (DSA). The DSA is currently initiating specification revisions and implementing a more proactive approach in plan reviews, but additional trained staff are needed for the additional work. DSA and OPSC should be permitted to hire the needed staff to the extent resources allow.
  6. **Assure Proper Siting.** Portable classrooms should be sited appropriately, away from highways and busy roads, and with proper grading. Individual portable classrooms should not be placed over low drainage areas that experience flooding. The foundation skirt should be at least six inches or more above ground level to prevent wicking of water up the wall, and adequate crawlspace ventilation should be specified. Some of these measures may not be low cost for some schools.

7. **Limit Noise Levels in Classrooms.** Implement an interim state requirement for a maximum unoccupied classroom decibel level of 45 dBA in new classrooms, and encourage specific sound reduction measures, especially reduction of noise from HVAC systems and lights.

**Group 2: Priority Actions Requiring a Longer Term Effort and/or Substantial Additional Resources**

8. **Assure stable, long-term funding.** The State and districts need to develop stable, long-term funding mechanisms and sources for both school construction and preventive maintenance. Current funding programs are strained, fluctuating, and often function on a short timeframe. The current year-to-year fluctuation of the existing Deferred Maintenance Program does not provide stable, consistent funding for long-term planning and preventive maintenance. Implementation of the recommendations of *The California Master Plan for Education* drafted by a Joint Legislative Committee and *A New Blueprint for California School Facility Finance* by the Legislative Analyst's Office (May 2001) would provide some substantial progress, particularly for construction. However, preventive maintenance is not adequately addressed in these plans, and requires further action.
9. **Develop Focused Training.** The State should develop and offer coordinated training programs and materials for facility managers, custodial staff, and teachers, in cooperation with interested organizations. Those who are closest to the classroom are often not aware of current "best practices" for operation and maintenance of classrooms. For example, teachers inadvertently bring pollutant sources into the room, improperly adjust thermostats, or take other actions that can have a major impact on the environmental conditions of the classroom. Training is an important part of U.S. EPA's *Tools For Schools Program*. Focused statewide training programs are needed over the long-term to assure that key school staff receive appropriate training, so that they can routinely train new staff as they come on board. DSA and OPSC should develop training programs and materials in consultation with ARB, DHS, CEC, Cal/OSHA, and other relevant agencies, as well as CASBO, CASH, and other relevant external groups. These should include:
  - a. **A Training and Certification Program for School Facility Managers.** Success in operation and maintenance is often a function of the strength and knowledge of facilities directors, yet there are few credentials districts can apply in their selection of key facility department personnel. Districts should hire trained, certified facility managers.
  - b. **Development and routine distribution of training materials for custodial staff on proper vacuuming and cleaning procedures.** Effective vacuuming of carpets requires an efficient vacuum plus a reasonable "residence time" of the vacuum on the carpet surface in order to effectively remove particles. This can effectively reduce persistent contaminants in carpeted classrooms. Vacuums do not need to be true HEPA, but do need to be efficient, and have virtually no particle leakage in the exhaust. Additionally, use of "safe" liquid or spray cleaning products is a key component of a healthy building.

- c. Development of training materials and programs for teachers that builds on information in EPA's *Tools for Schools Kit*, and includes more specific information on California ventilation requirements and sources of indoor pollutants.
10. **Implement Integrated Pest Management Programs.** Integrated Pest Management Programs should be implemented at all schools. The passage of the Healthy Schools Act of 2000 established requirements for schools to notify parents of pesticide use and to consider IPM. Successful application of IPM has been sufficiently widespread to support its implementation at all public schools, and to eliminate the use of pesticides with the greatest potential for toxic effects by school personnel. A program of preventive housekeeping practices and use of least-toxic pesticides when application is necessary has many benefits. See the Department of Pesticide Regulation website at <http://www.cdpr.ca.gov/cfdocs/apps/schoolipm/main.cfm>.
11. **Retire older portable classrooms.** Classrooms should be removed and replaced when they become unserviceable or do not provide an adequate learning environment for children. Some older portables are well past the stage at which they should have been replaced with a new portable or a site-built classroom. New portable or site-built buildings will generally not only provide an improved environment but also will be more energy-efficient, with substantially reduced energy costs relative to the old buildings.
12. **Develop and require full building commissioning procedures.** These procedures are "best practices" for new buildings and classrooms. They should include complete testing of HVAC, lighting, and other building systems under normal and high-capacity operational conditions.
13. **Improve school facility database.** The State needs an effective system to inventory public school facilities. These represent among the State's greatest set of assets, yet there is no complete database on the condition, location, or even number of school buildings.
14. **Convene a task force on noise.** A task force of experts in audiology, medicine, education, and related fields should be convened by the State to develop a California indoor noise guideline or standard for K-12 schools. If needed, promote technology development to meet such a guideline or standard.
15. **Develop State-level chemical exposure guidelines or standards for classrooms.** There is a lack of benchmarks for fully assessing and assuring healthful environmental conditions specific to classrooms and to the children and teachers who occupy them. Currently available guidelines and standards applied in this report may not be fully protective of children.

16. **Re-design portable classrooms from the ground up.** Although many improvements have been made in recent years, many portable classrooms manufactured today are still based on designs and materials that have been available for 20-30 years or more, and on an assumption of a need for frequent relocation, which has not proven to be common. Southern California Edison, Lawrence Berkeley National Laboratory, and several portable classroom manufacturers have begun to develop very different styles of relocatable classrooms which use an integrated, “whole-building” approach. These should be fully developed and used on a trial basis under different conditions to determine if these newer designs might better meet future classroom needs.

Implementation of some of the recommendations above will clearly incur costs to those involved, and will require fiscal planning to achieve. However, the cost of not taking these actions appears high – potentially harmful impacts on children’s and teachers’ health, reduced learning, reduced educational progress, and, in some cases, higher costs to fix facility problems when they become more serious. Most importantly, State building, ventilation, and workplace regulations have been developed to assure safety and health, and must be met.

The LAUSD’s self-inspection program has shown that much can be done at relatively low cost, and provides a good starting point. The CHPS *Best Practices Manuals* and U.S. EPA’s *IAQ Tools for Schools Action Kits* provide readily available guidance that can be used by districts and schools at varying levels, based on their individual resources and situations. The experiences of Visalia, Saugus, Clovis, San Francisco, and other districts have shown that *IAQ Tools for Schools* can work well in California.

More detailed recommendations for schools and districts are provided in Appendix VI, which is a working document that will be updated periodically and made available on ARB’s website.

## CONCLUSIONS

Environmental health conditions that require improvement were identified in this study. These include a variety of problems, such as inadequate design, operation, and maintenance of ventilation systems; contaminants present at undesirable levels in the air and floor dust; excessive noise levels; inadequate lighting; and mold and moisture problems. A number of programs initiated by the State, school districts, and others before or during the conduct of this study are already beginning to address some of these concerns. However, much more must be done to assure that existing problems are remedied and future problems prevented. The State, school districts, school administrators, school facility managers, teachers, parents, manufacturers of portable classrooms, manufacturers of ventilation systems, and others who provide materials and supplies used by our schools all have an important role in improving the environmental health conditions of our schools. Most importantly, California needs to transition from a focus on remediation to a focus on prevention.

## 1. INTRODUCTION

The Air Resources Board (ARB) and the Department of Health Services (DHS) jointly conducted a study of environmental health conditions in California's portable classrooms from 2000-03. This study, called the California Portable Classrooms Study, is the most comprehensive study of environmental conditions in kindergarten through 12<sup>th</sup> grade (K-12) classrooms to date, and provides important information for State and local decision makers working to assure a safe, healthful, and productive learning environment for California children. This report to the California Legislature provides an overview of the study, summarizes conditions identified in the study that need to be addressed at the State and local levels, and discusses options for assuring healthful conditions in both portable and traditional classrooms. The information presented in this report is based on the study results, as well as information provided by state agencies, school districts, consultants, and interested stakeholders.

### 1.1 Mandate and Need for the Study

The California Portable Classrooms Study was conducted at the request of Governor Gray Davis and the State Legislature (AB 2872 Shelley, 2000, California Health and Safety Code Section 39619.6; see Appendix I for full text), with an allocation of \$1 million for the study. Their request was prompted by concerns that California's schools, especially portable classrooms, might not provide adequate environments for young students, and that they experienced unacceptable levels of problems such as mold contamination, inadequate ventilation, poor temperature control, elevated chemical contaminant levels, and excessive use of pesticides (Daisey and Angell, 1998; Ross and Walker, 1999; U.S. GAO 1995, 1996). Questions were raised regarding the true extent of these problems and whether they warranted state-level responses, school or school district level responses, or a combination of actions at all levels.

These questions and assertions posed a serious concern because portable classrooms have served an important need in California K-12 public schools. About one-third (30%, or 80,000) of the State's 268,000 K-12 public classrooms in the 2000-01 school year were portable classrooms (DHS, 2003: see Appendix II). Portable classrooms are more quickly constructed and deployed to school sites. They have a lower initial cost than traditional, site-built buildings, and thus are often more affordable under the school budgeting processes in California. They can be obtained in a period of months rather than years, allowing schools to accommodate rapidly changing enrollment needs due to student population fluctuations. Their availability enabled the state to pursue class size reductions in the 1990s to help facilitate improved learning achievement.

Until 1998, the State required school districts requesting funding to design and construct schools with at least 30% portable classrooms. This requirement was imposed as a cost-saving measure, with the expectation that districts would move classrooms rather than build new ones as student demographics changed. However, student growth continued and relatively few portables were being relocated. With the Leroy F. Green School Facilities Act of 1998 and passage of Proposition 1A, this restriction was lifted,



and school districts were given greater flexibility in the design of their school, along with a revised formula for financing, based on per-pupil grants.

## **1.2 Definition of Portable Classrooms**

The California Education Code (Section 17070.15 (k)) defines “portable classroom” as “a classroom building of one or more stories that is designed and constructed to be relocatable and transportable over public streets, and with respect to a single story portable classroom, is designed and constructed for relocation without the separation of the roof or floor from the building, and when measured at the most exterior walls, has a floor area not in excess of 2000 square feet.” Portable classrooms also are often referred to as relocatable classrooms, and occur in a variety of styles and forms. However, “modular” classrooms, which typically have some elements constructed off-site, may be either permanent structures or movable, and thus are not necessarily synonymous with the terms “portable” or “relocatable”.

## **1.3 Purpose and Scope of the Study**

The objectives of the California Portable Classrooms Study were to:

- Conduct a comprehensive study and review of the environmental health conditions in portable classrooms.
- Identify any potentially unhealthful environmental conditions, and their extent.
- In consultation with stakeholders, identify and recommend actions that can be taken to remedy and prevent such unhealthful conditions.

The Health and Safety Code directed that the study include review of design and construction specifications, ventilation systems, school maintenance practices, indoor air quality, and potential toxic contamination including mold and other biological contaminants. Recommendations were to be developed to address the need for modified design and construction standards, emission limits for building materials and furnishings, and other mitigation actions needed to assure protection of children's health.

The study was conducted in two phases. Phase I consisted of a mail survey of more than 1000 schools randomly selected statewide. For each school, the facility manager and three teachers (two from portable classrooms and one from a traditional classroom) were asked to complete detailed questionnaires on all aspects of the classrooms. Additionally, formaldehyde sampling tubes were sent to about two-thirds of the schools, for deployment in the three classrooms. In Phase II, a comprehensive chemical, biological, and environmental measurements were obtained in 201 classrooms at 67 schools randomly selected statewide. Similar to Phase I, two portable classrooms and one traditional classroom were studied.

The State contracted with Research Triangle Institute (RTI), a not-for-profit scientific research organization, through a competitively bid process to conduct the primary field work of the study for both Phase I and Phase II. For Phase I this included selecting and enrolling the sample of schools; formatting, mailing and analyzing the questionnaires; and analyzing the formaldehyde data. In Phase II, RTI planned the details of the field study; developed and refined sampling, analysis, and quality control protocols; handled the many contacts with schools and districts; conducted all on-site sampling and inspections; analyzed the samples collected; and prepared a final study report. ARB directed the field contract, air monitoring, and data analysis; obtained equipment used in the study; pre-tested the passive formaldehyde samplers used in Phase I; coordinated the stakeholder participation; and contributed funds for analysis of classroom carpet dust, a known reservoir for persistent contaminants such as pesticides and metals. DHS developed and administered a preliminary survey of districts to obtain key information on the numbers and ages of portables in each district; directed the school and classroom sampling approach and the assessment of ventilation systems; performed allergen analyses in the laboratory; and directed and reviewed the biological sampling conducted by RTI.

The study was endorsed by the Superintendent of Schools at the time, Ms. Delaine Eastin. The Superintendent's endorsement was a key factor in obtaining the cooperation of schools and school districts throughout the study.

ARB's Research Screening Committee, an external scientific peer review group that assures the quality of research funded by the ARB, reviewed and approved the Request for Proposals for the contractor, the proposals received, and the draft final report from RTI. Additionally, a small advisory panel was convened for review of the floor dust sample collection and analysis, because this is a relatively new area of investigation in the indoor air quality field.

A *Project Executive Summary* covering the key scientific results from the research study is attached as Appendix III. The two-volume Phase I and Phase II final reports from the field study are available on ARB's web site at <http://www.arb.ca.gov/research/indoor/pcs/pcs.htm> or upon request.

#### **1.4 Stakeholder Participation**

As directed in HSC § 39619.6, ARB and DHS consulted with relevant state agencies and stakeholders at key points in the study. A website and email distribution list were established to keep interested stakeholders up to date on the progress of the study. ARB and DHS consulted with the Department of Education (CDE), the Department of General Services (DGS; primarily the Division of the State Architect [DSA] and the Office of Public School Construction [OPSC]), the Office of Environmental Health Hazard Assessment (OEHHA), and other interested state agencies prior to the study regarding the overall study design and detailed information to be obtained, and upon completion of the final research report from RTI.

Four public workshops were held at the beginning of the study—two each in northern and southern California—to obtain input from interested parties on the basic study design and specific information that should be obtained in the study. The information obtained resulted in some modifications to the study design and improvements in the questionnaires.

Four public workshops, again two each in northern and southern California, were also held during the review period for the public draft of this document. The first workshop was webcast, and all workshops included telephone accessibility, so that the public could participate without being physically present at the workshops. Many useful comments were received, and the report was modified as appropriate. Some of the information received highlighted new products that are low- or no-emitting.

Summaries of the comments received during both sets of workshops are provided in Section 6 of this report.

## 2. BACKGROUND

California public schools house more than six million children in kindergarten through 12<sup>th</sup> grade, close to 300,000 teachers, thousands of administrators and support staff, plus countless parent and community visitors on a daily basis. Many of these individuals spend a considerable portion of their time for years within the confines of school buildings. School indoor environmental conditions – temperature, humidity, ventilation, lighting, noise, cleanliness, odor, and exposures to chemical contaminants and biological agents – can affect both the health and productivity of teachers and students, and thus support, or hinder, educational goals.

### 2.1 Indoor Environmental Conditions and Potential Health Effects

In recent years, concerns have risen among teachers, parents, and the public regarding potential health risks at schools, especially associated with portable classrooms. The concerns have focused on health complaints, similar to “sick building syndrome” or SBS (more currently called “building-related symptoms: allergies, eye or respiratory irritation, headache, lethargy, etc.), as well as the risks of chronic exposures to air toxics, such as formaldehyde, lead, mercury, and pesticides. The health impacts range from mild SBS symptoms and an array of respiratory symptoms, to the perception of poor indoor air quality, such as bothersome odors, to patent illness, such as increased rates of infectious diseases (e.g., influenza and the common cold), asthma, and chronic sinusitis. Chemical toxins and biological agents, along with other indoor environmental problems in the classroom, are frequently the focus of concern.

Both students and school staff may suffer the detrimental effects of poor environmental conditions; however, children are far more vulnerable than adults to environmental contaminants and types of injury. Children’s breathing rates and metabolic rates are significantly greater than adults relative to body mass. For example, in the same environment as adults, children will breathe in and absorb proportionally greater doses of airborne toxins. Because of their behavior, they also accidentally ingest more soil than adults. Their immune systems are less mature.

Asthma is among the most significant health problems associated with poor indoor environmental quality (IEQ) in schools. Asthma is a chronic disease of lung tissue involving inflamed airways and an increased sensitivity to contaminants in the air. Notably, the prevalence rate in the U.S. increased 74% from 1980 to 1995 (CDC, 2002). Disproportionately higher rates are found among low-income populations, minorities, and children living in inner cities. Schools with poor IEQ contain many known asthma triggers – airborne particulate matter, chemicals, and allergens from dust mites, cockroaches, and mold spores. Asthma is the number one cause of chronic school absences, and it may account for as many as 3 million lost days of school missed by California students annually (Taylor 1992). Currently, about 10% of California’s children suffer from asthma (CHIS, 2003), with the highest prevalence found among 12-17 year olds.

Exposure to mold growth has been associated with worsening of asthma, allergies, and eye, nose or throat inflammation. However, health-based criteria for evaluating exposures to the spores, cell components, or chemical emissions from indoor mold growth are not currently available. Numerous studies have found that indicators of excess moisture such as musty odor and visible mold in buildings increase the risk for respiratory symptoms and other health effects, and some studies have found correlations of health effects with elevated levels of mold spores in schools and other buildings (Meklin *et al.*, 2002, Bornehag *et al.*, 2001, Haverinen *et al.*, 1999).

## 2.2 Potential Economic and Performance Impacts

Just as poor environmental conditions in schools may directly cause occupants' ill health, it also affects school productivity and student performance (U.S. EPA, 2003). An extensive literature review was recently published, which identified limitations in conclusive data; however, the available evidence suggests that IEQ problems, such as low ventilation rate and less daylight or light, may reduce the performance of occupants, including students in schools (Heath & Mendell, 2002).

An economic analysis has not been done specifically for the educational sector; however, Fisk (2000) determined that the impacts of poor IEQ across the U.S. workforce are as much as \$250 billion per year (1996 dollars). Fisk's results, scaled to California educators, indicates that accrued benefits from improved IEQ in schools are as great as \$600 million (California Sustainability Blueprint report, 2002) – from reduced respiratory disease, reduced allergies and asthma, reduced SBS symptoms, and worker performance unrelated to health. This takes into consideration only the impacts on teachers and school staff; it omits analogous effects on productivity and performance that could be expected among the many more students sharing the school environment.

Improved IEQ in schools can reduce asthma-related medical cost (e.g., emergency room visits and hospitalization) for children and staff, but it can also improve the productivity and academic performance. Smedje *et al.*, (2000) reported that the incidence of asthmatic symptoms was lower in pupils who attend schools (in Sweden) in which new ventilation systems have been installed. Students with exacerbated asthma suffer chronic school absences, which can cause delays in academic progress. At the same time, school districts suffer an economic loss, because revenues to California schools are determined by student attendance.

It can be expected that a more comfortable setting would be more productive, but there is limited data to quantify this. Among comfort parameters (temperature, relative humidity, light, noise, and odor), a study of school lighting has produced the most striking results. Researchers investigating lighting in an Orange County (CA) school district determined that increasing/greater daylighting (natural light, such as that through windows) improved learning rates (Heschong Mahone Group, 1999). The effect, as determined by standardized test scores among elementary school students, was as much as a 12% improvement over the school year.

In addition to the benefits of improved health and productivity, properly maintained buildings prove to be more cost-efficient, because fewer resources are needed under prevention-oriented programs than when neglect leads to costly repairs or untimely replacement for major facilities. A recent demonstration project in a Washington, DC public school suggests that, when IAQ is allowed to deteriorate because HVAC systems are not maintained, the required cost of repair after a 22 year period can be 5 to 30 times higher than the cumulative cost of annual maintenance needed to preserve IAQ throughout that period.

### **2.3 Indoor Environmental Regulations and Guidelines for Public Schools**

While school design and construction are subject to codes and regulations (see next section), there are few specific standards or guidelines on environmental conditions specifically addressing schools. In fact, IEQ standards exist only for schools as workplaces, ostensibly to protect teachers and staff from potential health risks related to occupational exposure. The California Occupational Safety and Health Standards Board promulgates workplace safety and health regulations in Title 8 of the California Code of Regulations. Cal/OSHA (Department of Industrial Relations, Division of Occupational Safety & Health) enforces the standards for workplaces in California. These include the General Industrial Safety Orders that buildings "... shall be kept clean, orderly and in a sanitary condition [and] maintained in such conditions as will not give rise to harmful exposure..." (CCR Title 8 Section 3362). Subsection (a) requires the clean-up of unsanitary conditions, including mold, and subsection (g) was recently added, requiring employers to correct exterior water intrusion, leakage from interior water sources, and other uncontrolled accumulation of water, in order to prevent mold growth. The State Education Code also establishes that it is the duty of the governing (school) board to furnish, maintain, and repair school facilities (Education Code Section 17565 et seq.).

Cal/OSHA also enforces Title 8, Section 3203, the Injury and Illness Prevention Program regulation, that requires employers to develop, implement, and maintain a health and safety program that includes periodic inspections, correction of hazards, communication with employees, training, and other actions. In addition, Cal/OSHA enforces Permissible Exposure Limits (PELs), which are usually 8-hour time-weighted-average standards. These standards are developed by the Occupational Safety and Health Standards Board for the protection of working adults, often for specific chemicals used in industrial processes/settings. They are generally based only on acute or irritant effects, and are not necessarily intended to address the effects of chronic (long-term) exposures.

Table 2.1 (at the end of this section) provides a summary listing of the standards and guidelines discussed below.

### 2.3.1 Environmental Contaminants

In general, PELs are usually much higher than indoor contaminant levels found in non-industrial settings, and Cal/OSHA rarely finds PEL violations in schools (exceptions may include chemical laboratories and industrial arts classrooms). However, these standards are likely insufficient to protect vulnerable school occupants such as pregnant teachers. School personnel include more vulnerable sub-populations than the “healthy worker”, such as adults with chronic conditions, such as hypertension, and diabetes. Likewise, PEL standards are not designed to protect children.

For the general public, the National Ambient Air Quality Standards (NAAQS) are set by the U.S. EPA to regulate the outdoor concentrations of traditional pollutants to protect public health. These standards for outdoor air do not apply to indoor settings, but may serve as the minimum requirement for indoor air quality. California has its own state ambient standards set by the ARB that are equivalent to or more stringent than the federal NAAQS. With California Senate Bill 25 (SB 25, the Children’s Environmental Protection Act), existing California ambient air standards are being reviewed to ensure that children and infants are protected (ARB, 2000; ARB 2002). ARB also has developed indoor air quality guidelines for some pollutants in homes. National and state AAQS may be found at <http://www.arb.ca.gov/ags/ags.htm>, and ARB’s indoor air quality guidelines are available at <http://www.arb.ca.gov/research/indoor/guidelines.htm>.

OEHHA has developed and published Reference Exposure Limits (REL) as guidelines to prevent harm from air pollution. These non-regulatory health-based RELs were developed by reviewing available scientific evidence of toxic chemicals, considering both chronic and acute effects, to protect public health. In many cases, the REL is a factor of 100 to 1000 times less than the corresponding PEL. Acute RELS are usually applicable to exposures of about one hour, while chronic RELS address exposures that last many years. In the absence of indoor standards, OEHHA’s RELs provide levels for comparison to assure a healthful environment. Some RELs have been specifically applied to indoor pollutants in non-industrial settings (Broadwin *et al.*, 2000). For example, an 8-hour REL for formaldehyde, the most widespread of indoor pollutants, was set at 27 ppb to identify the level below which non-carcinogenic adverse health effects would not be expected to occur. OEHHA’s RELs may be viewed at [http://www.oehha.ca.gov/air/acute\\_rels/acuterel.html](http://www.oehha.ca.gov/air/acute_rels/acuterel.html) (acute) and [http://www.oehha.ca.gov/air/chronic\\_rels/index.html](http://www.oehha.ca.gov/air/chronic_rels/index.html) (chronic).

Regulatory standards exist for lead and asbestos in schools, based on federal regulations (see Table 2.1). Lead is a toxin that can cause learning disabilities, decreased intelligence, kidney damage, and a host of other effects. U.S. EPA (2001a) set a limit on the maximum allowable amount of lead in surface dust, based on wet-wipe sampling. Children under 6 years of age are especially susceptible to its adverse impacts, and toddlers are especially prone to ingesting lead through exposures to contaminated surface dust, as well as deteriorating lead-based paint surfaces.

In the absence of a regulatory standard for indoor radon, a voluntary guideline specifies concentrations of 4 pCi/l or more as an action level to trigger re-testing and remediation to reduce long-term indoor radon levels (U.S. EPA, 1993). Asbestos and radon were not measured in the Portable Classrooms Study because of cost considerations and because they are not expected to be a greater problem in portable classrooms relative to traditional classrooms. Furthermore, federal law requires the assessment of asbestos hazards in all schools (U.S. EPA, 1987), and a statewide investigation of radon in California schools is already available (Zhou *et al.*, 1998).

### 2.3.2 Ventilation and Comfort

Requirements for heating, ventilation and air conditioning (HVAC) of schools are determined primarily by the California Energy Commission (CEC) and Cal/OSHA. Design requirements for outdoor air ventilation rates in public and commercial buildings, including schools, are specified in the California Building Standards Code (CCR Title 24, §121). Although CEC's focus in regulating HVAC performance is on energy efficiency, minimum design levels are specified to assure sufficient *outdoor air* for specific indoor environments. For the typical classroom, the greater of 15 cubic feet per minute (cfm) per person or 0.15 cfm per square foot, is required; for special purpose classrooms such as laboratories or auto shops, higher ventilation rates may be required. While CEC's standards address equipment design, Cal/OSHA's mechanical ventilation standard (CCR Title 8, §5142) addresses HVAC operation and maintenance in workplaces. That standard requires that ventilation systems be operated continuously when rooms are occupied to supply at least the minimum amount of outdoor air as was required at the time the system was last permitted. It also requires at least annual inspection of the HVAC system(s), and that maintenance records for the HVAC system(s) be kept and be available during a Cal/OSHA inspection.

Non-regulatory guidelines exist for HVAC systems in school settings. The American Society of Heating, Refrigerating, and Air Conditioning Engineers' Standard 62, *Ventilation for Acceptable Indoor Air Quality*, sets professional standards for minimum outdoor air ventilation rates (ASHRAE, 2001), and Standard 55, *Thermal Environmental Conditions for Human Occupancy*, sets indoor comfort levels for temperature and humidity (ASHRAE 1992). While not intended as a health standard, ASHRAE Standard 62 has been historically adopted into state and local building codes, and continues to serve as a foundation for related elements of the California energy standard. With its continuous maintenance, addenda and appendices, Standard 62 continues to serve as the most explicit guideline available that address IAQ in schools and commercial buildings.

### 2.3.3 Noise and Lighting

Acceptable noise and lighting illumination levels for classrooms have been established by non-government organizations, similar to ASHRAE, and serve as target values in the absence of government standards. The American National Standards Institute (ANSI, a non-government standard-setting organization) and the World Health Organization



(WHO) have established a standard and guideline, respectively, of 35 decibels (dBA) for background noise levels in (unoccupied) classrooms. This is a controversial noise limit, as it is not easily met in standard classroom construction. The Collaborative for High Performance Schools (CHPS), a California based non-profit organization, recommends a maximum unoccupied background noise level of 45dBA and a 0.6-second maximum (unoccupied) reverberation times. CHPS encourages designers to move beyond these minimum prerequisites and achieve background noise levels of 35 dBA for all classrooms. The ANSI and WHO recommendation for other indoor (non-school) settings is 45 dBA, and the outdoor community standard used in many cities is 55 dBA.

For lighting, the Illuminating Engineering Society of North America (IESNA) recommends lighting illumination levels for various kinds of visual tasks involving materials with different print sizes and of high or low contrast. The California Energy Code dictates the amount of lighting power (electricity) per classroom area that may be used, to require the use of efficient lighting equipment to meet IESNA recommended lighting illumination levels.

#### 2.3.4 Mold

Floods, leaks, and water intrusion have long been concerns of school facility staff, because these problems can cause safety hazards, as well as degrade building structures and components. Recently, awareness has increased that dampness and indoor mold can cause a variety of health effects and symptoms, including allergic reactions, and can act as asthma triggers. Widespread publicity about "toxic mold" has served as stark encouragement to school facility staff to be especially vigilant in inspecting and repairing potential water intrusion problems quickly.

Unlike toxic chemicals, such as mercury or lead, there are no numeric standards to apply in situations where indoor mold contamination is found. Therefore, the results of this study cannot be compared to a standard. California recently passed legislation that directs DHS to consider the feasibility of adopting permissible exposure limits for indoor mold contamination (SB 732, Ortiz, Statutes of 2001). The form that SB 732 regulations might take remains uncertain, as a number of expert panels have stated that PELs are not appropriate for assessing mold exposure risk (ACGIH, 1999; NYC DOH, 2000). The current SB 732 implementation plan includes convening a task force to advise DHS on the development of practical guidelines to assess the health threat posed by the presence of mold and to establish guidelines for identification of mold, visible or hidden in an indoor environment, and for the remediation of mold. Despite the absence of PELs or numeric standards, practical guidance has been developed for assessment and clean-up procedures of indoor mold contamination (e.g., NYC DOH, 2000; U.S. EPA, 2001b).

Several guidance documents have been published specifically for school environments. DHS has produced "Mold in Your School," and the U.S. EPA released "Mold Remediation in Schools and Commercial Buildings" in March 2001. This document presents approaches for the assessment and remediation/cleanup of mold and moisture

**Table 2-1. Selected Guidelines and Standards Relevant to School Environments.**

<b>PARAMETER</b>	<b>STANDARD, CODE or GUIDELINE</b>	<b>SOURCE</b>
<b>Ventilation</b>	<p><b>Mechanical: outside air ventilation rate:</b> 15 cubic feet per minute (cfm) per person or 0.15 cfm per ft<sup>2</sup>, whichever is greater.</p> <p><b>Natural ventilation:</b> allowed when openable window area is 5% or more of floor area, space is within 20 ft, and airflow is unobstructed.</p> <p><b>Demand control ventilation (optional):</b> CO<sub>2</sub> below 1000 ppm, or CO<sub>2</sub>[outside] + 600 ppm</p> <p><b>Thermal comfort (guideline):</b> Temperature and relative humidity</p> <p><b>Operation &amp; maintenance:</b> continuous operation of ventilation system to provide minimum amount of outdoor air when occupied; annual inspection and written log</p>	<p>CCR Title 24, §121(b)</p> <p>CCR Title 24, §121(c)4</p> <p>ASHRAE 55-1992</p> <p>CCR Title 8, §5142</p>
<b>Noise</b>	<p><b>Classroom standard</b> (unoccupied): 35 dBA (decibels)</p> <p><b>Classroom guideline:</b> 45 dBA,</p> <p><b>WHO guidelines:</b></p> <ul style="list-style-type: none"> <li>Classroom: 35 dBA</li> <li>Indoor community: 45 dBA</li> <li>Playground guideline: 55 dBA</li> </ul> <p><b>CHPS classroom guideline:</b> 45 dBA and 0.6 s reverberation time (Max)</p> <p><b>Outdoor community standard:</b> 55 dBA</p>	<p>ANSI (2002)</p> <p>Crandell (1992)</p> <p>WHO (1999)</p> <p>CHPS (2003)</p> <p>City of Los Angeles, others</p>
<b>Lighting</b>	<p><b>Large print/high contrast:</b> 30 foot-candles</p> <p><b>Small print/high contrast or large/low contrast:</b> 50 foot-candles</p>	<p>IESNA (2000)</p>
<b>Formaldehyde</b>	<p><b>Acute REL:</b> 76 ppb (1-hr average)</p> <p><b>Interim REL:</b> 27 ppb (8-hr average)</p> <p><b>Chronic REL:</b> 2.4 ppb (long-term average)</p> <p>REL= Reference Exposure Limit ppb=part per billion</p>	<p>OEHHA (1992)</p> <p>Broadwin (2000)</p> <p>OEHHA (2001)</p>
<b>Lead dust</b>	<p><b>Federal standards:</b> 40 micrograms of lead per square foot (µg/ft<sup>2</sup>) on bare floor or carpet; 250 µg/ft<sup>2</sup> for interior window sills.</p>	<p>U.S. EPA (2001a)</p>
<b>Asbestos</b>	<p><b>AHERA-Asbestos Hazard Emergency Response Act</b></p> <p><b>Cal/OSHA PEL:</b> 0.1 fiber per cc of air</p>	<p>U.S. EPA (1987)</p> <p>CCR Title 8, §5208(c)</p>
<b>Radon</b>	<p><b>Voluntary Action Level:</b> 4 picoCurie (pCi) per liter of air</p>	<p>U.S. EPA (1993)</p>
<b>Mold</b>	<p><b>Workplace</b> prevention and clean-up required in California (includes schools)</p> <p><b>Voluntary guidance</b> for assessment and remediation – no numerical standards or limits</p>	<p>CCR Title 8, §3362</p> <p>U.S. EPA (2001b)</p> <p>NYC DOH (2000)</p>

problems in schools, including measures designed to protect the health of building occupants and clean-up staff. It was designed primarily for building managers and custodians. Also published in 2001, the Minnesota Department of Health developed "Recommended Best Practices for Mold Investigations in Minnesota Schools". This guidance document was created to assist public school staff in investigating the causes of indoor mold concerns and in finding cost-effective solutions. This document is aimed at school staff, such as Indoor Air Quality Coordinators, facilities and maintenance personnel, health and safety staff, and other school officials. Both documents counsel school officials to make reasonable judgments as to whether their situation can be handled in-house and to recognize their limits in addressing more serious, widespread problems, when they should hire professional services.

## **2.4 Design and Construction of Portable Classrooms**

Since the mid-1970s, the basic shape of portable classrooms used throughout California has remained mostly unchanged: 12x40 feet modular units fitting together in pairs (or more), with a metal roof, and a wall-mounted heat pump with air conditioning. Generally, the windows are relatively small, although they are often operable. Exteriors and floors are usually plywood or composite wood siding, and interior walls are most often vinyl-covered tackboard. In recent years, designs with a concrete wall as well as two-stories have become more common. Most importantly, numerous improvements have been made in roofing, siding, windows, heating and air conditioning, lighting, and insulation.

General requirements for school facilities are given in regulations (CCR Title 5, Section 14001), which address educational goals, master planning and future needs, structural, fire and public safety requirements, siting to mitigate toxic hazards, "(d) designed for the environmental comfort and work efficiency of the occupants; (e) designed to require a practical minimum of maintenance." All public school facility construction within the State of California, including portable classrooms, must comply with the California Building Standards Code. This code is contained in Title 24 of the California Codes of Regulation (CCR). The State has among the nation's most stringent energy efficiency standards, which are contained in CCR Title 24 (Part 6) and include provisions on the building envelope, water-heating systems, lighting systems, and heating, ventilation and air conditioning (HVAC) systems. The Department of General Services (DGS) oversees the design and construction of educational facilities. The Office of Public School Construction (OPSC) within DGS administers the State funding of public school facilities construction and modernization, relocatable (portable) classrooms, and deferred maintenance.

The Division of the State Architect (DSA) within DGS is responsible for reviewing design plans and construction for new school facilities, additions, alterations, and modernization projects, including portable classrooms. Although the building design plans and the California Building Standards Code address all aspects of the school design and construction, the DSA plan check in the past has focused exclusively on three issues: the structural design (i.e., seismic safety), handicap accessibility (i.e., compliance with the Americans with Disability Act and related standards), and fire & life

safety (e.g., sprinklers, fire alarms, etc.). Beginning in 2001, DSA has added compliance with the California Energy Code as an area of emphasis in plan check. In addition, throughout construction, school districts are required to retain a DSA-certified inspector to monitor all construction activities and to liaison between the building contractors and DSA regarding code compliance. In the case of portable classrooms, DSA offers an expedited review focused on the fire & life safety components, provided the classrooms will be duplicates of previously approved designs. Compliance with the California Energy Code is included in the review of relocatable school buildings.

#### 2.4.1 State Relocatable Classroom Program

For the State Relocatable Classroom Program, the OPSC has purchased and maintains a set of approximately 6000 portable classroom units to make available to school districts on an as-needed/as-available basis. These classrooms are intended for districts impacted by excessive growth or for periods their facilities are closed during modernization or for unforeseen emergencies. The State purchases about 200 new portables per year, on average. Funding for portables comes primarily from lease revenues. Current costs range from about \$25,000 to \$47,000; districts lease them for \$4000 per year. Districts are responsible for all maintenance of the leased units, which are retained by a district anywhere from less than one year to more than ten years. When a unit is returned to OPSC, they inspect the unit, make necessary repairs (charged to the former lessee), and generally deploy the unit to another district in need fairly quickly. In addition to the annual lease, school districts are responsible for the costs of installation, including site preparation and utility hook-up.

With DSA assistance, DGS issues bid specifications for contractors each time OPSC purchases units for the State program. Depending on funding, OPSC will issue a contract to build several hundred classrooms. The DGS specifications are for the “basic” classroom (DGS, 2000), and these often serve as the template for non-State program portable classroom purchases. Nonetheless, school districts may submit design plans of their own for approval when they are purchasing units for themselves.

The OPSC continually reviews the classroom specifications to assure that they meet or exceed Title 24 requirements. Current OPSC specifications exceed the minimum Title 24 standards in several areas, including:

- An interior moisture barrier is required at all metal roof structures to prevent moist interior air from contacting metal elements and producing condensation.
- Wall insulation requirements have been upgraded from R-11 to R-13, and ceiling insulation has been upgraded from R-19 to R-22.
- All windows are now dual glazed “low e.”
- Lighting systems include T8 fluorescent type with photoelectric control.

State Relocatable Classrooms have always met or exceeded construction codes in effect at the time of approval. Additionally, they comply with ASHRAE standards for temperature control.

OPSC also has taken and/or plans to take other steps to improve the state portable classroom specifications for their impact on indoor environmental quality. For example, all adhesives used for carpet or rubber baseboard installation must be water-based adhesives, and lighting systems are designed to provide 50 foot-candles at the desk level. OPSC's wallboard has been tested and contains no detectable formaldehyde residue. However, OPSC plans to require that tackboard wall material and fiberglass insulation contain no detectable formaldehyde. They are also considering several options for quieting noisy ventilation systems, such as insulated return air plenums. Finally, the exterior moisture barrier, currently saturated felt or Kraft building paper, may be changed to Tyvek.

The Office of Public School Construction (OPSC) is currently developing several relocatable classroom guides for school districts that lease State relocatables through the State Relocatable Classroom Program administered by the OPSC. The OPSC anticipates that these guidebooks will be distributed in the next several months to custodians, teachers, and maintenance staff in all school districts in California. These guidebooks will provide districts with information to assist in ensuring that classrooms are properly maintained, and will provide helpful information to district personnel. In addition, the OPSC has made arrangement with the contracted manufacturer to include these guides when a relocatable is delivered to a site, as well as OPSC staff will distribute during its routine inspections of these classrooms.

OPSC also administers the Deferred Maintenance Program (DMF), which provides funding to school districts for major repairs and upgrades, such as new roofs and plumbing. However, funding for the DMF is variable, fluctuating from year to year. Extreme Hardship Grants are available for urgent projects needed within one year for health and safety or structural reasons.

#### 2.4.2 California Collaborative for High Performance Schools

The Collaborative for High Performance Schools (CHPS) is a California consortium of public agencies and energy utilities working to facilitate the design and construction of "high performance" schools. These are school facilities that aim to be models of energy and resource efficiency, as well as healthy and comfortable settings supporting quality education. CHPS uses a whole building design approach, as well as providing designers with specific guidance on component systems, that incorporates the best of current knowledge and technologies. The core of CHPS is a set of *Best Practices Manuals*, which address high performance school planning and design (CHPS, 2003). Recently, the U.S. Department of Energy adapted the CHPS *Best Practices Manual* Volume II (Design) for a national audience (U.S. DOE, 2003). In addition to its publications, CHPS provides ongoing training to school facility staff, architects, and engineers.

CHPS developed their own grading criteria using a point system, similar to the U.S. Green Building Council's Leadership in Energy & Environmental Design (LEED™) scoring (U.S. Green Building Council, 2003). This approach allows school boards to

declare their intentions to build high performance schools, despite a lack of explicit knowledge of specify components. The CHPS scoring gives facility designers latitude to incorporate practices in the manner that best fits the district's application. CHPS has helped secure funding for a number of demonstration projects throughout the state. Several school districts, notably Los Angeles Unified, have established policies to require all new facilities to meet the CHPS criteria.

#### 2.4.3 U.S. EPA *IAQ Design Tools for Schools*

The U.S. EPA recently unveiled a new on-line resource called *IAQ Design Tools for Schools* to help school districts with information resources for designing new school facilities and repairing existing facilities. Its primary focus is on IAQ. It also develops the concept of designing High Performance Schools, using an integrated, "whole building" approach to addressing each of the important – and sometimes competing – priorities, such as energy efficiency, indoor air quality, day-lighting, materials efficiency, and safety, with consideration of tight budgets and limited staff. *IAQ Design Tools for Schools* builds largely on the CHPS program (see above), but it is web-based, has a national focus, and contains a broader array of resource materials on IAQ issues. The web site can be viewed at: <http://www.epa.gov/iaq/schooldesign/>.

#### 2.4.4 State Workgroup on Relocatable Classrooms

An interagency workgroup was started recently to identify opportunities to implement Governor Davis' sustainable building goals with respect to portable classrooms. This subgroup is part of the interdepartmental Sustainable Building Task Force (<http://www.ciwmb.ca.gov/GreenBuilding/TaskForce/>) comprised of representatives from more than 40 state agencies with fiscal, construction, energy, health, and environmental policy expertise. It was formed after Executive Order D-16-00 was issued directing state agencies to promote sustainability in the planning, design, and construction of state facilities (State of California, 2000). The Relocatables Workgroup is reviewing and revising the DGS building specifications for relocatable classrooms with respect to sustainability goals, including enhanced IAQ, and pursuing a variety of projects focused on addressing concerns regarding portable classrooms.

#### 2.4.5 Innovative Design Initiatives

There have been ongoing efforts to "rethink" the design of portable classrooms. In 1998, Southern California Edison (SCE) sponsored a workshop with architects, engineers, manufacturers, and school district officials, as well as outside consultants with expertise in energy analysis, modular buildings, and lighting design. SCE funded a demonstration project incorporating ideas from the 1998 workshop (SCE, 1998). A follow-up workshop was conducted in April 2003, and additional pilot portable classrooms are in development (SCE, 2003).

In 2000, the California Energy Commission funded a project with Lawrence Berkeley National Laboratory investigating both low VOC-emitting materials and novel HVAC

system design, to reduce chemical sources and increase classroom ventilation rates (Apte, 2002). Starting in mid-2003, CEC anticipates funding several projects on classroom ventilation technology for K-12 schools, including applications for portable classrooms (CEC, 2003).

#### 2.4.6 Portable Classroom Manufacturers

The School Facility Manufacturers' Association (SFMA), formed in 1987, is a trade organization for the manufacturers of modular school buildings, architects, suppliers and others in related businesses, specific to California. Because portable classrooms require DSA approval, units are seldom imported from out-of-state. Essentially all portable classrooms purchased or leased by California school districts are manufactured by one of about 10 companies. Portable classrooms are one application of factory-built modular building construction; consequently, many of these manufacturers also build products for a variety of commercial applications, e.g., offices, emergency rooms, airports, clinics, and retail centers. The Modular Building Institute (MBI) formed in 1983 is the national trade organization for manufacturers, dealers and material suppliers in both the portable classroom and commercial factory-built structure industry.

In 1999, California manufacturers of portable classrooms were sued under Proposition 65 by "As You Sow" for alleged exposures to formaldehyde above the "Safe Harbor" limits. The manufacturers disputed the claims of the lawsuit, but in 2002 the parties reached a settlement under the direction of the State Attorney General's Office. The manufacturers agreed to minimize the use of particleboard (a common construction material that contains formaldehyde). Particleboard does not meet the structural requirements of DSA, and therefore is infrequently used in portable classrooms except in cabinetry. Many manufacturers also have shifted to using insulation that emits no formaldehyde.

#### 2.4.7 LAO *Blueprint for School Facility Finance*

In a 2001 report, the Legislative Analyst recommended changes to the finance system for K-12 school facility capital outlay. They identified several key deficiencies with the existing finance system: (a) state funding levels are unpredictable, which impedes planning school construction projects, (b) the process for allocating state funds is inherently imprecise and controversial, and (c) rules of state-district partnership are not clear. The report proposes a new "blueprint" for more effectively financing new school construction and modernization:

- More predictable state funding by annual appropriations for capital outlay, rather than current intermittent voter-approved bonds;
- Allocation of funds to school districts based on a per-pupil formula, rather than the current project-specific, first-come, first-served basis;

- More local control and responsibility through an accountability program; and
- Transition funding to address current unmet facility needs.

Because school facilities are such a substantial investment and it is the responsibility of the districts to ensure their maximum useful life, the LAO felt that facilities maintenance funding would be more efficient if there was greater local accountability. The LAO suggested that "districts should set aside a prescribed annual contribution from their operating budget to fund facility maintenance, or certify at a public hearing that a lower amount is sufficient to meet their maintenance needs." The LAO's recommendations would lead to a more focused state role in technical assistance and oversight regarding planning, constructing, and maintaining school facilities.

## **2.5 School Operation and Maintenance (O&M) Practices**

Effective operations and maintenance (O&M) of school facilities are as essential as good design and construction to assure a safe and healthy learning environment. An effective maintenance plan requires adequate funding, properly trained facility maintenance staff, and administrative support to keep school facilities in good condition. The required activities include the daily janitorial services, routine inspection and maintenance of facilities including its subcomponents (e.g., HVAC systems, building envelope, landscaping, etc.), and planning for major repairs and modernization needs. Daily janitorial and routine maintenance services are funded from the general budget for school operations.

There is a relatively wide range in the services supported among districts, reflecting their relative wealth and commitment to O&M as a priority. Not surprisingly, budget cuts most often reduce facility maintenance programs first, as a way to "keep cuts out of the classroom". Thus, during lean times, maintenance suffers disproportionately. Major repairs and modernization needs are funded separately from routine activities in most school districts. Districts apply to OPSC's Deferred Maintenance Program for cost-sharing of major repairs, such as roof replacement, HVAC system upgrades, and other non-routine maintenance. However, funds are not always available in the Program.

### **2.5.1 LAUSD's Facility Inspection Program**

The Los Angeles Unified School District's (LAUSD) Facility Inspection Program is a broad self-assessment of all district classrooms for basic health and safety conditions. After their first round of inspections, LAUSD officials determined that many of the basic problems found could be remedied by custodians or other school personnel, generally at less than \$50 additional cost. Some of these basic problems included factors such as blocked fire extinguishers and unrestricted electrical cords, important safety items critical to school environments and child safety not studied in the Portable Classrooms Study. However, they also included items such as proper storage of chemicals and implementation of an Illness and Injury Prevention Plan, which also are handled by school personnel. Problems requiring experienced specialists from the main district



office or from the private sector cost more to remedy. LAUSD has developed a detailed tracking system to assure that problems identified are addressed. LAUSD's "Safe School Inspection Guidebook", a set of checklists, is provided in Appendix V, and can serve as a good starting point for other districts and schools undertaking self-inspection.

### 2.5.2 U.S. EPA's *IAQ Tools For Schools Program*

In 1995, the U.S. EPA launched their *IAQ Tools for Schools Program* (U.S. EPA, 1995; <http://www.epa.gov/iaq/schools/>). In the absence of federal legislation on IAQ, this voluntary program provides schools with information they need to understand IAQ issues and to solve and prevent IAQ problems. The program uses a team approach to school IEQ management and emphasizes staff and occupant training, communication, and routine maintenance for school facilities. The *IAQ Tools for Schools Action Kit* contains instructional materials with modular components for use in starting a program at a school or throughout a district. The self-contained IAQ management plan contains materials and tools, such as occupant checklists, that can be used to perform a building walk-through, assess conditions, and take remedial and preventive actions. An important focus is occupant education and involvement, because occupant activities can have a major impact on indoor air quality: occupants can unwittingly contribute to contaminant and allergen levels in the air, and often improperly adjust or turn off ventilation systems. U.S. EPA makes their kits available at no cost to schools across the U.S., and has funded numerous training workshops.

In California, U.S. EPA has trained more than 2000 individuals from districts throughout the state. Despite the outreach, awareness and use of the *IAQ Tools for Schools* program among California schools is still relatively low: based on the Phase I survey data from this study, 35% of district facility staff were aware of *IAQ Tools for Schools*, and 11% of districts use all or part of the program. U.S. EPA attributes resistance among school decision-makers to the program to the following: (1) misperceptions that the program is labor- or resource-intensive; (2) lack of understanding that poor indoor environmental quality affects both health and productivity, including test scores; and (3) fear that raising awareness of IAQ will open a "Pandora's box" of complaints. U.S. EPA is partnering with organizations of school officials (e.g., ACSA, the Association of California School Administrators, and CASBO, the California Association of School Business Officers) to overcome these misperceptions.

*IAQ Tools for Schools* Programs have been successfully implemented by many schools and districts throughout California. Most notably, Saugus Union School District, which previously experienced tremendous community concerns regarding hazards in classrooms, is an EPA Tools for Schools Excellence Award Winner and a model for other districts. Visalia Unified School District has become a model for the cost-effective treatment of mold problems through its program, and San Francisco Unified School District has developed their program by utilizing groups such as the PTA and the United Educators of San Francisco, in light of understaffed custodial and maintenance levels. Fresno Unified School District and the Fresno Teachers Association, with assistance from U.S. EPA, are working jointly to implement the program throughout its 95 schools.

At Northgate High School in the Mt. Diablo Unified School District, U.S. EPA is facilitating a pilot project in which the school's environmental club is implementing the program; already students have found problems that can be remedied at little or no cost.

Implementation has been successful in many other states. In the west, a pilot study was developed in the states of Washington and Idaho to create individualized, more streamlined *IAQ Tools for Schools* programs, with seemingly good results. School staff are assisted by an experienced IAQ/building science specialist to conduct walk-through assessments at each school, to identify actual problems plus provide on-site training for staff. The modified program is practical and action-oriented, and the assistance of an unbiased and qualified expert is made available to give on-site guidance, training, and resources (Prill *et al.*, 2002).

California Assembly Concurrent Resolution No. 75 (Chan), enrolled in June 2003, recognizes the significance of school indoor environments to the childhood asthma problem, and "encourages California school districts to implement the *Indoor Air Quality Tools for Schools Program* for the benefit of asthmatic children and for the health, well-being, learning, and productivity of the entire school population".

### 2.5.3 Lead-Safe Schools

Lead exposure in the school environment is one of the few cases where an environmental toxin is regulated (see Section 2.3.1). In 1992, the Legislature directed DHS to conduct a study of lead hazards in the state's public elementary schools and childcare facilities, as part of the *Lead-Safe Schools Protection Act*. The CLPPP study surveyed a random sample of 200 schools and daycare facilities, and identified the prevalence of lead hazards, including lead-based paint, contaminated soil, and drinking water with lead concentration above the federal action level in a report issued in 1998 (DHS, 1998). Most notably, some lead-based paints was found in close to 80% of schools and daycare centers, although only 38% of these also have paint that is deteriorated.

The *Lead-Safe Schools Project* was established in October 1998 jointly by U.C. Berkeley's Labor Occupational Health Program, CLPPP and the state Department of Education. The program provides training, focused documents, and a hotline aimed at school maintenance staff. The joint project has conducted 81 training programs around the state for school maintenance department staff (as of March 2003), with participants representing 425 of the targeted 882 school districts in California.

The Lead-Safe Schools Protection Act (SB 21, Escutia, Statutes of 2002) requires that, starting in 2004, schools shall certify they will follow all standards for the management of lead hazards, when they apply for state modernization funding. The Act allows districts to use deferred maintenance funds for the assessment of lead-containing materials and the management of specific lead hazards.

#### 2.5.4 Integrated Pest Management (IPM)

The Healthy Schools Act of 2000 (AB 2260, Shelley) mandated the Department of Pesticide Regulation (DPR) to promote school Integrated Pest Management (IPM) programs. IPM includes implementing non-chemical practices to reduce pest populations, using least toxic pesticides to treat infestations above designated thresholds, and training relevant individuals regarding IPM approaches. The Act also directed schools to comply with certain requirements to reduce exposures to pesticide at schools, such as parental notification of pesticide applications, warning signs, recordkeeping at schools, and pesticide use reporting by licensed pest control businesses that apply pesticides at schools. Meeting these requirements is the responsibility of individual school districts, and DPR does not enforce compliance. DPR started promoting school IPM earlier, but the Act led to a more coordinated outreach program, production of guidance documents, formation of an advisory group, performance of baseline and follow-up surveys, and creation of a *California School IPM* web site (<http://www.cdpr.ca.gov/cfdocs/apps/schoolipm/main.cfm>)

According to the DPR's 2002 survey (Geiger and Tootelian, 2002), 87% of districts were aware of the Healthy School Act, 71% reported themselves to be in compliance with at least three of the four Act's requirements (posting, record keeping, annual notification, and maintaining lists for special notification), and 49% of school districts were fully compliant. Nonetheless, the Act does not explicitly require that schools alter their pest management program with respect to which pesticides are used. A survey by a public interest group identified that while district record keeping about pesticide use has improved under the Act, the use of pesticides with "very hazardous ingredients" has not decreased (McKendry, 2002).

#### 2.5.5 School-based Asthma Management Program

As concern about the increase of childhood asthma has also risen, a number of programs have been developed to target school environments, both to reduce children's exposures to asthma triggers, plus as a convenient contact point to provide information and aid in medical management for the disease. The U.S. EPA (2002a) provides resources and information on their web site *Managing Asthma in the School Environment*. The American Lung Association has conducted its *Open Airways for Schools* program since 1992 to inform, educate and empower students to better manage their asthma with the assistance of parents, teachers, school nurses, and physicians, through in-class lessons taught by trained volunteers. DHS has developed a "Strategic Plan for Asthma in California" in consultation with a variety of agencies and organizations. Many local agencies and non-profit organizations are partnering to support school-based asthma management activities, such as the *California Asthma Among the School-Aged* (CAASA) program, funded by the California Endowment.

### 2.5.6 Statewide Organizations

Several statewide organizations are active in providing guidance to school officials regarding facility O&M. The Coalition for Adequate School Housing (CASH) is an association of school districts, architects, attorneys, facility manufacturers and planners, financial institutions, consultants, and vendors (<http://www.cashnet.org/>). CASH's Maintenance Network focuses on strengthening maintenance efforts statewide and increasing public and legislative awareness and funding for school maintenance issues. The California Association of School Business Officers (CASBO) represents the group of school officials most directly involved in making O&M policy decisions: Chief Financial Officers and operations managers (<http://www.casbo.org/>). CASBO makes recommendations about staff and budget needs for schools per their size (e.g., they publish manuals such as "Custodial Handbook" and "Maintenance Staffing Formula"). While committed individuals are working hard to promote these goals, there are no state regulations or guidelines on the O&M practices or minimum funding levels for school districts. CASBO has recently noted that districts in California continue to be understaffed relative to CASBO's recommended staffing levels. Their concerns are increased by the current fiscal crisis in the state: facilities are likely to suffer serious impacts as schools grapple with the deepest cuts in state history by reducing maintenance funds.

### 3. STUDY METHODS AND RESULTS

The study was conducted in two major phases, a mail survey followed by a field study. In the mail survey, Phase I, questionnaires for school facility managers and teachers and passive formaldehyde samplers were sent to randomly selected schools during April-June of 2001. In the field study, Phase II, field technicians inspected classrooms and obtained numerous environmental measurements from October 2001 through February 2002. In both phases, three classrooms (two portables and one traditional classroom) were randomly selected at each school to participate in the study. The following section summarizes the methods and results of the study. More detailed information is available in the final contractor reports for Phases I and II.

#### 3.1 Methods

The sampling approach for this study was designed to be statistically representative of the “target” study population, which was defined as all public schools in California with at least one portable classroom in spring 2001. The sample of schools was drawn randomly from the California Public School Directory 2000 (CDE, 2002). A preliminary mail survey of all public K-12 school districts in 2000-2001 found that there were about 80,000 portable classrooms in California, or about 30% out of a total of 268,000 classrooms estimated to exist in California in 2001 (DHS, 2003).

To ensure that proportionate numbers of schools were selected among the school categories that might have different IEQ-related characteristics, the sample was also stratified by north-south regions of the state, by school type (elementary, middle, or high school), and by urbanization of the area (urban, suburban, or rural). The study data were weighted to adjust for this stratification, and for unequal response rates in certain categories, thereby providing a representative estimate for the target population. As shown in Table 3-1, Phase I included 1,133 classrooms across the state, and Phase II included 201 classrooms across the state.

**Table 3-1. Study Design, Phases I and II.**

<b>Study Phase</b>	<b>Sampling Period</b>	<b>Sample Size</b>	<b>Questionnaires</b>	<b>Building Inspection</b>	<b>Environmental Measurements</b>
<b>I: Mail Survey</b>	April-July, 2001	1133 rooms; 384 schools	Teacher & Facilities	No	Formaldehyde only; 7-10 days
<b>II: Field Study</b>	Oct. 2001 – Feb. 2002	201 rooms; 67 schools	Teacher & Facilities	Yes	Numerous measurements; 6 hours (Table 3-2)

### 3.1.1 Phase I

Two questionnaires, a Facilities Questionnaire and a Teacher Questionnaire, were created collaboratively by ARB and DHS. The questionnaires were based on questionnaires from other studies, on guidance documents, and on information obtained during public workshops held across the state. The questionnaires were used during both study phases to obtain information from facility managers and teachers about classroom characteristics and the environmental quality conditions and complaints at the sampled schools. The Facility Questionnaire provided *school*-level and *classroom*-level information on the physical conditions, operation, and maintenance of building facilities and grounds for 384 schools statewide. The Teacher Questionnaire provided *classroom*-level information, such as the presence of potential pollutant sources and observations of moisture, air quality, noise, and lighting problems.

In addition, airborne formaldehyde was measured in a sub-sample of the Phase I classrooms. ARB pre-tested the passive formaldehyde samplers (small glass tubes with a special adsorbent), and, in consultation with the manufacturer, developed protocols that achieved improved sensitivity and precision. These samplers have been widely used in previous mail survey studies, including those in a large study of manufactured homes conducted by DHS (Sexton *et al.*, 1989; Liu *et al.*, 1991). The samplers were mailed with the Phase I survey materials and placed in the classrooms by school or district personnel for 7 - 10 days.

### 3.1.2 Phase II

Phase II was a field study of environmental conditions in classrooms from 67 schools in a stratified-random sample of all schools with at least one portable classroom both in the spring of 2001 and in the 2001-02 school year. Field technicians inspected the HVAC system and classroom interiors and exteriors, and recorded measurements of air flows, noise levels, lighting levels, and moisture content of the interior walls, floor, and ceiling. The field technicians also collected a wide array of environmental samples and measurements during one school day at each school, as summarized in Table 3-2. Indoor and outdoor data were collected for many of the measurements.

Most measurements were obtained across the six hours a day when the classrooms were typically occupied. HVAC testing, noise measurements, and sampling for culturable airborne molds and pollens were conducted during lunch breaks. Environmental samples were stored on ice and shipped weekly by overnight delivery. Quality control checks were performed for field and laboratory measurements, and for entry of questionnaire and inspection data. The measurements of air pollutants and dust contaminants showed good precision (an average of 10% or less across sample types). Only the measurements and data meeting acceptance criteria were used in the study.

Of the 67 schools studied in Phase II, 14 schools were specially selected into the Phase II sample based on their Phase I results (high complaints of environmental problems or

**Table 3-2. Phase II, Summary of Environmental Measurements.**

Sample	Classroom Air	Outdoor Air	Floor Dust	Comments
<b><i>Airborne</i></b>				
<b>Aldehydes</b>	X	X		13 aldehydes, including formaldehyde
<b>VOCs (volatile organic compounds)</b>	X Note: only sampled in half the schools	X		9 VOCs, including benzene, toluene, xylenes, chlorinated hydrocarbons
<b>Mold Spores &amp; Pollens</b>	X	X		22 mold and pollen species
<b>Culturable microorganisms</b>	X	X		Specially selected schools only
<b>Particle counts</b>	X	X		Continuous. 2 cut points: <2.5 and <10 um
<b><i>Floor Dust</i></b>				
<b>Pesticides</b>			X	20 species studied
<b>Metals</b>			X	18 elements, including lead
<b>PAHs (polycyclic aromatic hydrocarbons)</b>			X	16 species studied
<b>Allergens</b>			X	5 types (cat, dog, 2 dust mite, cockroach)
<b><i>Environmental</i></b>				
<b>CO<sub>2</sub> (carbon dioxide)</b>	X	X		Continuous
<b>Temperature, Relative Humidity</b>	X	X		Continuous
<b>Noise</b>	X	X		Unoccupied classroom and outdoor measurements
<b>Light</b>	X			3 locations in room
<b>Moisture</b>	X			Walls, floor, and ceiling measured

high formaldehyde levels), to help determine whether classrooms with apparent or reported problems actually had serious environmental problems.

### 3.2 Results

Results from Phase I and II are discussed below. When portable and traditional classrooms are compared, the results are given as “portable vs. traditional.” The term “all classrooms” refers to the total of all portable and traditional (permanent) classrooms combined. When results are compared among portable, traditional, and all classrooms, the results are weighted to provide the statewide estimates. When the results are characterized as statistically significant, this reflects a 95% confidence level.

#### 3.2.1 Classroom and School Characteristics

There was a substantial difference in the estimated age distributions for portable and traditional classrooms. For instance, 55% of the portables were 10 years old or less, whereas only 12% of the traditional classrooms were that new. This disparity is undoubtedly partly responsible for many other concomitant differences, e.g., differences in structural characteristics, HVAC characteristics, and types of environmental problems/complaints, all of which are discussed below.

Portable classrooms were more prevalent in elementary schools than in middle or high schools. Most of the portable classrooms (90%) were devoted to general instruction; a smaller portion (75%) of the traditional classrooms were used this way.

The schools were mostly suburban schools (74%) and mostly elementary schools (59%). Only about 29% of the schools were less than 30 years old, and the majority (54%) of the schools had 10 or fewer portable classrooms. Nearly all portables had air-conditioning systems installed, but only about three-fourths of traditional classrooms had air-conditioning.

#### 3.2.2 Building Materials and Other Pollutant Sources

As shown in Table 3-3, portable classrooms were reported more frequently than traditional classrooms to have carpeted floors, vinyl tackable wallboard, and pressed wood bookcases – building features that are associated with indoor aldehyde, VOC, and/or particle emissions. Portables were also reported more often to have suspended ceilings and metal roofs – building features associated with indoor moisture-related problems. Similar results were found in Phase II.

**Table 3-3. Percent of classrooms with certain building characteristics, Phase I.**

<b>Classroom Type</b>	<b>Carpeted floors</b>	<b>Vinyl tackable wallboard</b>	<b>Pressed wood bookcases</b>	<b>Suspended ceilings</b>
<b>Portable</b>	71	79	55	87
<b>Traditional</b>	34	28	48	62
<b>All</b>	48	47	51	72



### 3.2.3 Environmental Problems

Most types of environmental complaints were reported more often for portable classrooms than for traditional classrooms (Table 3-4). Teacher complaints of air quality (stuffy air and musty odors) and noise were reported more frequently in portable classrooms (Table 3-4). Plumbing leaks and thermal (temperature) complaints were more prevalent in traditional classrooms. Pest-related problems (not shown in table) were reported about the same in both room types (over 30%).

The dominant thermal complaint in portable classrooms in Phase I was that they were too cool, but in traditional classrooms it was that they were too warm. This difference is consistent with the lower occurrence of air-conditioners in traditional classrooms.

Also, a large fraction of teachers in portable classrooms (60%) reported that they turn off the HVAC system due to high noise levels, an activity that had previously been reported anecdotally and in other studies. This behavior was reported significantly less often for traditional classrooms (23%).

**Table 3-4. Percent of classrooms with environmental problems reported by teachers, Phase I.**

<b>Classroom Type</b>	<b>Stuffy Air</b>	<b>Musty Odor</b>	<b>Roof Leaks</b>	<b>Plumbing Leaks</b>	<b>Thermal</b>	<b>Noise</b>	<b>Lighting</b>
<b>Portable</b>	45	69	27	8	22	53	27
<b>Traditional</b>	33	59	21	18	35	41	13

### 3.2.4 Building Operation and Maintenance

Facility management staff reported a program of routine HVAC maintenance at most schools (94%), although only two-thirds of the facility managers (67%) kept HVAC maintenance logs. However, some schools may rely on their HVAC contractors to maintain logs. Annual HVAC inspection, maintenance, and record-keeping are required by Cal/OSHA regulations (CCR Title 8, Sec. 5142).

The majority of the schools conducted annual maintenance activities for the HVAC system (e.g., cleaning the coils, checking the condensate pan and heat exchanger), and most facility staff reported that the air filters were checked or replaced quarterly. About 5% of the facility managers reported never inspecting major components of the HVAC system, such as the outdoor air damper setting, condensate drain pan, and coils; it is not clear if this maintenance was done by contractors instead. About half of the schools (57%) swept, vacuumed, and dusted the classrooms five days a week; most other schools did so several times a week.

Over half of the school facility managers (52%) received some type of environmentally related complaint within the last year. About one third (35%) of the facility managers were aware of the U.S. EPA's program for managing indoor air quality in schools (*Tools for Schools*), but only 11% of the facility managers used the program.

### 3.2.5 Classroom Ventilation

#### 3.2.5.1 Ventilation Systems

Phase I surveyed the characteristics of HVAC systems and the use of doors and windows for ventilation in portable and traditional classrooms. Results showed that portables had more modern HVAC equipment and controls than did traditionals, i.e., they more often had air conditioning (95% vs. 77%) and an adjustable thermostat in the room (77% vs. 50%) controllable by the teacher (45% vs. 27%). These factors may help explain why teachers in traditional classrooms more frequently complained that the rooms were too warm.

“Natural ventilation” from open doors and windows can sometimes help remove indoor pollutants from classrooms, if the wind speed, direction, temperature differences, and cross-flow patterns are sufficient. More portables than traditionals had windows that open (87% vs. 66%), but the fractions of teachers reporting they kept their windows open “frequently” were very similar for the two room types. More portables had doors that open to the outside (100% vs. 77%), but exterior doors to portables were reported to be kept open less often, likely because of outside noise.

Portables are more often equipped with packaged HVAC systems with heat pumps (81% vs. 63%), have wall air handling units (81% vs. 32%) and have automatic supply fan operation (87% vs. 65%). Ease of access is an important factor in how well HVAC systems are maintained over time. The much higher prevalence of wall units in portables may help explain why portable classroom HVAC systems have better access for maintenance compared to traditional classrooms, which often have roof top units.

#### 3.2.5.2 Ventilation Inspection

Phase II provided detailed measurement and observational information. As shown in Table 3-5, poor HVAC conditions were found more often in portables.


**Table 3-5. HVAC Maintenance Characteristics, Phase II.**

<b>Classroom Type</b>	<b>Outdoor Air Damper Blocked (%)</b>	<b>Drain Test Failure (%)</b>	<b>Filter Loading: Medium or Heavy (%)</b>
<b>Portables</b>	11	59	40
<b>Traditionals</b>	3	12	27

A significant number of outdoor air dampers were blocked in portables (11%), and over half of the portables failed the test for the HVAC condensate drain (59%). Nearly half of the portables had air filters with medium or heavy loading. These conditions can have negative impacts on indoor environmental quality, such as:

- Closed outdoor air dampers result in insufficient outdoor air ventilation.
- Malfunctioning or blocked condensate drains result in standing water, a potential source of mold and bacteria.
- Increased dust loading on filters can cause decreased airflow and may become a breeding ground for mold.
- Many of these problems are indications of inadequate maintenance and/or poor design.

***Dirty HVAC filters can reduce airflow and become a breeding ground for mold.***



### 3.2.5.3 Ventilation and Thermal Comfort Measurements

**CO<sub>2</sub> Levels.** Carbon dioxide (CO<sub>2</sub>) levels were measured continuously throughout the day as an indicator of building ventilation sufficiency. Indoor CO<sub>2</sub> levels reflect the CO<sub>2</sub> exhaled by building occupants and the outdoor air CO<sub>2</sub> levels. Indoor levels typically are higher than outdoor levels, but substantially elevated indoor levels result from insufficient outdoor air ventilation of the classroom. Groups such as ASHRAE and Health Canada have recommended that indoor CO<sub>2</sub> levels not exceed 800-1200 ppm, depending on outdoor CO<sub>2</sub> levels; the 2005 California Energy Code for certain types of ventilation systems requires that CO<sub>2</sub> levels not exceed 1000 ppm (CEC, 2003).

Average CO<sub>2</sub> levels in portable classrooms were 1064 ppm; traditional classrooms were not significantly different (Table 3-6). Outdoor CO<sub>2</sub> levels were typically about 425 ppm over the day, with short-term peaks over 650 ppm. Indoor CO<sub>2</sub> levels were elevated over 1000 and 2000 ppm for a substantial portion of the day, indicating that nearly half

the classroom hours have inadequate or marginal ventilation, and that about 10% of the classroom hours clearly have inadequate ventilation.

**Table 3-6. HVAC Operation Characteristics, Phase II.**

Classroom Type	Mean Indoor CO <sub>2</sub> (ppm)	Mean Outdoor CO <sub>2</sub> (ppm)	Mean % of Class Hours @ CO <sub>2</sub> > 1000 ppm	Mean % of Class Hours @ CO <sub>2</sub> > 2000 ppm	Outdoor Air Flow (mean cfm/ft <sup>2</sup> )
Portables	1064	425	42	9	0.95
Traditionals	1074	425	43	10	0.80

**Outdoor Air Flow.** Study technicians measured outdoor, return, and total supply airflow rates for a subset of classrooms while the HVAC system was operating. The State design standard for classroom ventilation is typically 15 cfm of outdoor air per person, or 0.15 cfm/ft<sup>2</sup>, whichever is greater. Nearly all classrooms had outdoor air flow capacities greater than 0.15 cfm/ft<sup>2</sup>. When the air flow capacity was expressed in cfm per chair in the classroom (a surrogate for cfm/person), about 10-20% of the classrooms had HVAC systems with outdoor airflow capacities of less than 15 cfm per chair.

The airflow measurements were also expressed per square foot of floor area. The typical portable classroom is ~1000 ft<sup>2</sup> and houses between 20 and 35 persons. The standard of 15 cfm/person converts to a required outdoor airflow rate of 300 to 525 cfm (or 0.3 to 0.5 cfm/ft<sup>2</sup>). Flow rate measurements indicated that all classrooms with operational HVAC units were capable of providing outdoor air above this minimum requirement. No significant differences were found between portable and traditional classrooms, except that portables had higher flow rates per square foot of floor area (see Table 3-6).

Most HVAC systems were capable of delivering adequate outside air and total airflow when operated properly, but a small percentage of classrooms may have inadequate flow for maximum occupancies, due to improper system design. The stuffy air complaints by teachers can result from inadequate outdoor airflow capacity, but they probably result most often from improper operation of the HVAC system. This occurs primarily for three reasons:

- the outdoor air dampers are closed or blocked;
- the thermostat control is limiting the amount of time the system fan is operating (i.e., the fan operates only when the system needs to heat or cool the classroom); or
- the teacher simply turns off the system because the noise is disruptive to class activities.

**Thermal Comfort.** HVAC systems should not only provide healthful indoor air quality but also provide a comfortable thermal environment. Temperature levels were significantly different, with 27% portable and 17% traditional classrooms experiencing levels cooler than ASHRAE thermal comfort standards for the heating season. Both classroom types experienced temperatures notably warmer than the ASHRAE standard levels for a large percentage of the day, even though the weather was generally cool during sampling. About 14% of all classrooms had relative humidity (RH) measurements above 60% for a substantial part of the day; such levels are not only uncomfortable, but can lead to increased moisture and mold problems, increased dust mite populations (allergy and asthma triggers), and other problems. About 11% of both types of classrooms had RH levels below 30%, which can lead to dry mucous membranes and increased susceptibility to respiratory infections.

### 3.2.6 Air Pollutant Measurements

Some classrooms had air pollutant levels that exceed levels of health concern. To assess the level of health concern, measured levels are compared to available guidelines and standards based on health and comfort. The cancer guidelines used here for comparison are based on unit risk estimates for pollutants that are carcinogens. These cancer unit risk estimates are based on an assumption of a *lifetime exposure* to the pollutant at a concentration of 1 : g/m<sup>3</sup> (OEHHA, 1992). Clearly students and teachers do not spend their entire life in classrooms, but the concentrations of these pollutants in other indoor environments such as homes and office buildings where they spend most of their time are often similar to those concentrations in schools, or even higher. The combined lifetime exposures to carcinogens in indoor and outdoor environments are of concern, but the cancer risks from indoor exposures may be somewhat lessened for those pollutants that off-gas from building materials over time. The measured levels of pollutants and the level of health concern are discussed below.

#### 3.2.6.1 Aldehydes

Of the 13 specific aldehydes measured in the study, only two—formaldehyde and acetaldehyde—were detected in more than 75% of the samples. Five other aldehydes were measurable in at least 25% of the samples. For virtually all of the aldehydes, the indoor levels were higher than the outdoor levels, indicating the presence of indoor sources.

**Formaldehyde.** ARB (1992) has identified formaldehyde as a Toxic Air Contaminant, based on its potential to cause cancer. Formaldehyde can also irritate the eyes and respiratory system, and affect the immune system. For these non-cancer effects, OEHHA has established an Acute Reference Exposure Level (REL) of 76 ppb for 1-hour exposure (OEHHA, 2000), and a Chronic REL of 2 ppb for long-term exposure (OEHHA, 2002). As indicated in Table 2-1, OEHHA has also extrapolated an Interim Reference Exposure Level (IREL) of 27 ppb for an 8-hour exposure to formaldehyde (Broadwin, 2000), which is the most directly relevant guideline for assessing Phase II results.

Indoor concentrations were routinely elevated over outdoor concentrations (measured in Phase II), as shown in Table 3-7. This is consistent with the findings of previous studies, indicating that indoor sources of formaldehyde emissions are ubiquitous and sizable.

**Table 3-7. Indoor Formaldehyde Concentrations, Phase I and II.**

Location	Sample size (n)		Mean (ppb)		95th Percentile (ppb)		% Exceeding 27 ppb, IREL Health Guideline*	
	Phase I	Phase II	Phase I	Phase II	Phase I	Phase II	Phase I	Phase II
<b>Outdoor</b>	NA	62	NA	3	NA	8	NA	0
<b>Portable</b>	644	135	32	15	72	26	50	4
<b>Traditional</b>	267	64	24	12	55	22	29	3
<b>All Classrooms</b>	911	199	27	13	62	24	37	~3 - 4

\*IREL (Indoor Reference Exposure Level) for formaldehyde: 27 ppb, 8-hr average. Established by OEHHA, based on eye irritation and effects of the respiratory and immune system (Broadwin, 2000).

Indoor formaldehyde air concentrations in portables averaged 32 ppb in Phase I, and 15 ppb in Phase II. Traditional classrooms were lower, averaging 24 ppb in Phase I and 12 ppb in Phase II. Both the means and 95<sup>th</sup> percentile concentrations were notably higher in Phase I, and higher for portables compared to traditional classrooms in both Phase I and II. The higher indoor levels in Phase I were expected because the Phase I sampling was conducted during warmer weather when indoor formaldehyde levels are usually higher, and because the sample size was substantially larger, increasing the probability of including classrooms with more extreme levels in the sample. Phase I also included nights and one or two weekends in the sampling period, during which the classrooms were probably not ventilated. Also, in Phase II sampling, technicians operated the ventilation system to make flow measurements, which might have reduced formaldehyde levels relative to what they might have been under normal operation conditions. Average school-year levels of indoor formaldehyde are likely to fall between the Phase I and II measurements.

Using Phase II measurements over six hours during cooler weather as a very conservative estimate, a minimum of about 4% of the classrooms, and more likely a higher percentage, had indoor formaldehyde levels above the IREL of 27 ppb. This totals about 10,720 classrooms, or 214,400 children (assuming 20 children per classroom) exposed to formaldehyde levels that could potentially result in irritant effects.

Like most indoor environments, all of the classrooms exceeded the Chronic REL. However, because outdoor formaldehyde levels typically average about 3-5 ppb, it is generally not possible to reduce indoor levels below the chronic REL. Also, as in homes and offices, all classrooms greatly exceeded 0.13 ppb of formaldehyde, the level equivalent to a risk of one excess cancer case per million persons (ARB, 2002). These results indicate that a small but substantial percentage of classrooms have levels that may cause short-term irritant effects, and that nearly all classrooms (like other indoor environments) have formaldehyde levels that may cause long-term irritation and contribute to cancer risk.

Modeling results showed that several factors were associated with elevated indoor formaldehyde levels, including the following:

- Composite wood products in building materials or furnishings, including plywood and particleboard, and pressed wood bookcases and cabinets, all of which can emit large amounts of formaldehyde.
- Temperature and humidity, which affect the emission rate of formaldehyde.
- Classroom age, which reflects the off-gassing of formaldehyde sources over time. (Formaldehyde typically off-gasses from building materials over a 3-5 year period, so newer classrooms generally have higher emission rates).



***Formaldehyde sources include new cabinets, doors, bookcases, and other pressed wood materials. These materials generally off-gas over the first several years.***

Because new materials containing formaldehyde generally off-gas over time, older classrooms (both portable and traditional) generally would be expected to have lower formaldehyde levels, as found in this study. However, there are many sources of formaldehyde in modern society, and other sources often are brought into classrooms. Sources can also include permanent press clothing, cosmetics, various art and

classroom supplies, and a variety of consumer products, as well as new bookshelves and furnishings added to older classrooms. Guidance for reducing and preventing elevated formaldehyde levels in classrooms is provided in Appendix IV.

**Acetaldehyde.** ARB (1993) has identified acetaldehyde as a Toxic Air Contaminant, based on its potential to cause cancer. Additionally, short-term exposure to acetaldehyde can cause eye, skin, and respiratory tract irritation, while long-term exposure can affect the upper airway, red blood cells, kidneys, and growth (ARB, 1993). OEHHA (2000) has established a chronic REL for acetaldehyde of 5.0 ppb. Outdoor sources of acetaldehyde include combustion sources such as tailpipe exhaust, stacks, and fires, as well as photochemical oxidation of hydrocarbons (smog). Indoor sources of acetaldehyde include combustion sources such as cigarettes, fireplaces, woodstoves, gas appliances, and cooking activities. Acetaldehyde can also be emitted from some building materials such as composite wood products, rigid polyurethane foams, and some consumer products such as adhesives, coatings, lubricants, inks, and nail polish remover (Kelly, 1996; ARB, 1997).

Acetaldehyde levels in portable classrooms in Phase II averaged 6.6 ppb. Outdoor levels averaged slightly less (4.4 ppb), and may be higher during warmer seasons due to increased photochemical production. Traditional classrooms had slightly lower indoor levels of acetaldehyde. Factors contributing to indoor levels included those identified for formaldehyde, except that outdoor air concentration was significantly correlated and classroom age was not.

About 75% of the portable and traditional classrooms exceeded the chronic REL, and about 25% of the outdoor measurements exceeded this guideline. Nearly all classrooms and outdoor concentrations exceeded 0.21 ppb, the concentration that poses a risk of one excess cancer case per million persons (OEHHA, 2002). These results also suggest that a large portion of the classrooms have indoor acetaldehyde levels that can cause chronic irritation and perhaps other health effects, especially when considering the concurrent exposures to formaldehyde and other aldehydes and irritants also found in the classrooms and other buildings.

#### 3.2.6.2 *Volatile Organic Compounds (VOCs)*

Seven of the nine measured VOCs were measured above their detection limits in 80% of the samples. The other two were detected in at least 50% of the samples. As in most indoor air quality studies, the measured indoor VOC concentrations were higher than those observed outdoors. Average indoor classroom concentrations ranged from a high of 6 : g/m<sup>3</sup> for toluene (slightly less for *m,p*-xylene) to less than 0.5 : g/m<sup>3</sup> for chloroform. For all others, the averages were in the range of 1 to 2 : g/m<sup>3</sup>.

**Benzene.** Benzene is a carcinogen; ARB (1984) has identified it as a Toxic Air Contaminant. Short-term exposure to benzene can cause mild irritation. Long-term exposure can reduce the numbers of blood cells, platelets, and immune system



components in the blood. OEHHA has established an Acute REL of 1300 : g/m<sup>3</sup> for 6-hour exposures, and a Chronic REL of 60 : g/m<sup>3</sup> (OEHHA, 2000; 2002).

Indoor benzene concentrations in portable classrooms averaged 1.3 : g/m<sup>3</sup>, with a 95<sup>th</sup> percentile value of 3 : g/m<sup>3</sup>. Outdoor levels of benzene averaged 1.75 : g/m<sup>3</sup>, while the 95<sup>th</sup> percentile value was 3 : g/m<sup>3</sup>. In traditional classrooms, the mean was similar to that of portables, but the 95<sup>th</sup> percentile value was higher at 4.6 : g/m<sup>3</sup>. Modeling results showed that indoor air benzene concentrations were associated with outdoor concentrations, and suggested that the presence of carpet and outdoor activities such as construction might contribute.

These results indicate that classroom levels of benzene are well below the RELs, and, hence, do not pose a risk of non-cancer hazards. However, both the outdoor and indoor concentrations of benzene exceeded by two orders of magnitude the level of 0.03 : g/m<sup>3</sup>, the concentration that poses a risk of one excess cancer case per million persons (OEHHA, 2002). The results suggest that, because outdoor sources of benzene are the primary sources for both indoor and outdoor levels, schools should be carefully sited and operated to minimize exposure to vehicle and equipment emissions. Building materials and other products should be screened to assure they do not contain benzene.

**Chloroform.** Chloroform is a carcinogen; ARB (1990) has identified it as a Toxic Air Contaminant. Chloroform is released into indoor air by vaporization from a number of sources including: chlorinated tap water, pools, and spas; household bleach products; and office and household products manufactured using chloroform as a solvent. Short-term exposure to chloroform can affect the nasal lining, reproductive system, and development. Long-term exposure can affect the liver and kidneys. OEHHA (2000, 2002) has established an Acute REL of 150 : g/m<sup>3</sup> for a 7-hour exposure, and a Chronic REL of 300 : g/m<sup>3</sup>.

Indoor chloroform concentrations in portable classrooms averaged 0.30 : g/m<sup>3</sup> in portables and 0.48 : g/m<sup>3</sup> in traditional classrooms. The 90<sup>th</sup> percentile values were lower in portables (0.42 vs. 0.91 : g/m<sup>3</sup>). Outdoor levels of chloroform averaged 0.45 : g/m<sup>3</sup>, while the 90<sup>th</sup> percentile value was over 1.12 : g/m<sup>3</sup>. Modeling results showed that indoor air chloroform concentrations were associated primarily with outdoor concentrations, and to some extent with temperature, classroom age, school type, room age, ventilation, and outdoor activities such as construction.

These results indicate that classroom levels of chloroform are well below the RELs, and, hence, do not pose a risk of non-cancer hazards. However, about 75% of the outdoor and indoor concentrations were above 0.19 : g/m<sup>3</sup>, the concentration that poses a risk of one excess cancer case per million persons (OEHHA, 2002). The results suggest that outdoor sources of chloroform are the primary source of indoor chloroform levels; thus, schools should be carefully sited and operated to minimize exposure to outdoor emissions of chloroform. In addition, use of cleaning products containing bleach should be minimized, and indoor areas of heavy tap water use should be well ventilated.

### 3.2.6.3 Particle Counts

Real time counts of particulate matter were measured in each classroom and outdoors. It should be noted that particle counts cannot be directly associated with mass concentration standards. However, the measurements provide a relative indication of mass for comparison purposes.

The mean counts for the two particle sizes of primary interest, <2.5 microns and <10 microns, were about the same in portable and traditional classrooms, but portable classrooms showed higher counts at the upper percentile levels, especially for the smaller size range. Outdoor counts were usually higher than indoor counts, especially for the smaller size fractions.

One possible explanation for the increased fine particle counts is that portables may be closer to vehicle traffic and other outdoor particle sources. In this study, over 50% of portable and traditional classrooms were located within 50 feet of parking lots and roadways. Portables usually have wall-mounted rather than roof-mounted HVAC units, and are sometimes sited with their air handling units near roadways and parking lots for security reasons, which could lead to increased particle infiltration into those rooms. Recent research (Sioutas *et al.*, 2003) has shown dramatically higher levels of fine particles very near roadways. Other likely sources of particles (and VOCs and other pollutants) include portable equipment such as leaf blowers and lawn mowers used for landscape maintenance. In addition, carpets and rugs were found more often in the portable classrooms, and could be a source of the particles, either due to resuspension of previously deposited particles or chemical reactions at the carpet surface that produce fine aerosols (Fan *et al.*, 2003). Further analysis is needed to confirm the relationships of potential indoor and outdoor particle sources, and to examine the particle count patterns throughout the day.



**Vehicle traffic near air intakes of classrooms can be a major source of small particles, volatile organic compounds, and other pollutants.**

### 3.2.7 Floor Dust Contaminants

Some persistent (long-lived) environmental contaminants can accumulate in floor dust over time. This is especially a concern for younger children who spend time on the floor and can be exposed to the dust contaminants by hand-to-mouth contact and skin contact, and by inhalation of resuspended floor dust by walking, vacuuming and other activities. Contaminated floor dust can also be a concern for older children who place backpacks and books on the floor.

***Contaminated floor dust is especially a concern in rooms used by very young children, because they spend a substantial amount of time on the floor and may be exposed through ingestion, inhalation, and even through dermal absorption for some contaminants. Carpets can serve as a reservoir of dust and particles. The use of entryway doormats and proper, frequent cleaning are recommended.***



Floor dust was collected because it provides useful information on the deposition of persistent contaminants in the past. Floor dust was collected in this study by using a special vacuuming protocol – a measured area of the floor in the rooms' main foot traffic area was vacuumed with a hand-held vacuum containing a filter. Dust contaminants were expressed as concentrations (: g/g, micrograms per gram of dust) and as loading (: g per cm<sup>2</sup> of sampled floor area). Contaminant levels in floor dust and soil can be indicators of *potential exposures in the past and present*. The estimated health risks from exposures to these pollutants depend in part on the age, toxicological vulnerability, and activity of the populations exposed.

Concentrations of some pollutants in the floor dust can be compared to the Preliminary Remediation Guidelines (PRGs) for residential soil concentrations developed by U.S. EPA Region 9 (EPA, 2002a) for screening carcinogenic and non-carcinogenic health hazards at hazardous waste sites. The PRGs for carcinogens are based on a risk of one excess cancer case in a million persons exposed for a lifetime. California state agency risk estimates are also used when available.

### 3.2.7.1 *Metals in Floor Dust*

Some of the metals measured in this study are known to have neurological or carcinogenic effects. Fifteen of the 18 metals analyzed were detected in the floor dust samples. Some metals, such as lead, had higher median dust concentrations in samples from traditional classrooms; arsenic tended to have higher median dust concentrations in the portable classroom samples.

Because the floor dust samples for the portable classrooms were combined before laboratory analysis in order to screen samples that would merit further analyses, only limited statistical comparison of floor dust results was conducted. Significant room-type differences at or near the 10% level were found for a few metals: aluminum, magnesium, and strontium concentrations in floor dust were significantly greater in traditional classrooms, but at levels not expected to be of health concern.

When comparing dust loading (:  $\text{g}/\text{cm}^2$ , micrograms per square centimeter of floor area sampled), all metals had higher dust loadings in portables samples than in traditional samples. This may be due to the higher frequency of carpeted floors and elementary school locations. However, only arsenic loadings showed a significant difference – portables were significantly higher. This difference may be due to the presence of arsenic-treated structural wood and playground equipment, as well as natural-occurring soil concentrations and arsenic in fertilizers.

**Lead.** Concentrations of lead in floor dust in portable classrooms averaged 67 : g/g (micrograms per gram; also equal to ppm), and 152 : g/g for traditional classrooms. The 95<sup>th</sup> percentile value was 95 : g/g for portables, and 201 : g/g for traditional classrooms. Although these differences were not statistically significant, it is possible that the higher levels in traditionals are in part due to the presence of old paint.

Classroom dust samples in the PCS are not directly comparable to those used for compliance testing for the federal lead standard (U.S. EPA, 2001a), which use wet-wipes rather than vacuuming. The vacuum sampling in carpeted classrooms may tend to overestimate the lead accessible to children because it may include lead buried in the carpet fibers. The vacuum sampling of hard floors, which is more common in traditional classrooms, would have this problem to a lesser degree. Furthermore, the federal standard was established to protect children under six years of age who are most susceptible to lead toxicity, and especially infants and toddlers, who are most likely to ingest lead from surface dust exposures. Although PCS results cannot be compared against any state or federal standards, the amount of lead collected from the carpets does indicate the presence of lead-containing dust.

A DHS (1998) study of lead in California's public elementary schools found that 7% of schools had lead levels in soil exceeding the U.S. EPA hazard standard of 400 ppm. Lead paint and some paint deterioration were found in 37% of the schools. Recent inspections in the Los Angeles Unified School District have found that 34% of pre-1993

schools had environmental lead deficiencies, i.e., peeling or chalking exterior paint (Brakensiek, 2003).

One possible source of lead contamination in floor dust is lead-based paint, which is very common in older buildings. Lead from outdoor paint can contaminate soil that is tracked into classrooms, and it can be released and spread in older buildings during repairs and remodeling. However, because carpets are often fairly old, it is not possible to determine whether lead found in dust samples was recently or historically introduced into the classroom. These results suggest that some portable and traditional classrooms may require remediation to remove lead, especially where younger students or women of childbearing age are present.

***Peeling paint in older classrooms is a source of potential lead exposure.***



**Arsenic.** Sources of arsenic include naturally occurring arsenic in soil, which can be significant in some areas, as well as certain pesticides and contaminated fertilizer and perhaps treated wood. The California Department of Food and Agriculture (CDFA , 2002), has proposed standards for arsenic, lead, mercury, and cadmium levels in fertilizers.

Arsenic concentrations in floor dust in portables averaged 13 ppm, while traditional classrooms averaged 11 ppm. The 95<sup>th</sup> percentile value was 19 ppm for portables, and 15 ppm for traditional classrooms. In comparison, median levels of arsenic in California agricultural soils (Bradford *et al.*, 1996) are about one-third the mean floor dust concentrations measured in the classrooms, while 95<sup>th</sup> percentile values for arsenic in agricultural soils are about two-thirds of the values for floor dust in this study. Nearly all samples of floor dust had arsenic levels above 0.39 ppm, the estimated level in the PRG for residential soil that is equivalent to a risk of one excess cancer case in a million persons exposed.



### 3.2.7.2 Pesticides in Floor Dust

Exposure to pesticides in sufficient quantities may affect the nervous system or the immune system. Some pesticides are also known to cause cancer, and some are suspected of being endocrine disruptors, i.e., they affect hormonal function. Selected pesticides of several types were measured: organochlorine, organophosphate, pyrethroid, carbamate, and synergist (DPR, 2003). Some of the pesticides have been banned or restricted in use.

Floor dust samples from the two portable classrooms at each school were combined for analysis due to cost constraints. Thus, there were two samples from each school, one containing dust from two portables and one containing dust from a single traditional. Pesticide residues were found in all floor dust samples, indicating the widespread use of a variety of different products in or near classrooms. Six of the 20 pesticides measured were detected in over 80% of the samples: esfenvalerate, chlorpyrifos, *cis*- and *trans*-permethrin, o-phenylphenol, and piperonyl butoxide. Three others—diazinon, 4,4'-DDE, and propoxur—were measured in over 50% of the samples.

At the 95<sup>th</sup> percentile, nine of the pesticides were measured at concentrations above 1.0 : g/g (microgram of pesticide per gram of floor dust), although several of these had few measurable samples. There were no significant differences in the mean levels in portable and traditional samples. Many of the pesticides had median loading levels less than 0.01 ng/cm<sup>2</sup> (nanograms per square centimeter of sampled floor surface). Esfenvalerate, a commonly used insecticide, had the highest dust concentration and the highest median loading level (0.34 ng/cm<sup>2</sup>). No statistically significant differences between the means for the portable samples and traditional classrooms were found for either the concentration results or the loading results. Because some of the pesticides have an environmental half-life of a few weeks, some of the pesticides were likely applied within a few months before the sampling period at some schools in 2001-02.

As expected, some very persistent pesticides that have been banned for some time were found in the floor dust – chlorpyrifos, DDE, and dieldrin. It is likely that dust levels of these pesticides in schools may be slowly decreasing after the bans, because the pesticides can persist in soils and dust for several years.

- Chlorpyrifos is an organophosphate insecticide once used regularly on school grounds. Before June 2000, when U.S. EPA issued its ruling to ban chlorpyrifos in non-agricultural settings including schools, chlorpyrifos was found in over 800 insecticide products; it was an ingredient in many lawn-care pesticides and in common household insecticide products.
- DDE is a breakdown product of DDT, a widely used insecticide that was banned in 1972 (U.S. EPA, 2000a). Environmental sources of DDE include soil, atmospheric dispersion, sediment runoff, contaminated plants and animals, and improper use and disposal. Measurable levels of DDE (4,4'-DDE) in the floor dust were found in 48% of portable samples and 58% of traditional classroom samples.

- Dieldrin, an insecticide and a by-product of the pesticide Aldrin, was widely used from 1950 to 1974 to control insects on cotton, corn and citrus crops (U.S. EPA, 2000b). Also, dieldrin was used to preserve wood, control termites, and control locusts and mosquitoes. Most uses of dieldrin were banned in 1987. Environmental sources of dieldrin include soil surrounding wooden structures treated for termites; soil or sediment; improper use or disposal; contaminated fish and shellfish; and contaminated dairy products and meat.

Since the discontinuation of chlorpyrifos, a class of insecticides called pyrethroids, which includes esfenvalerate and *cis*- and *trans*- permethrins, has been widely used as a substitute for chlorpyrifos and other organophosphate pesticides. Permethrin acts on a broad spectrum of insects, and is less persistent than chlorpyrifos in dust and soils with a half-life of 30 to 38 days. Esfenvalerate is equally short-lived in the environment. Many of the pyrethroid-containing insecticides are more effective with the addition of piperonyl butoxide (PBO) as a synergist. PBO is used in indoor fogging and termite control, and on gardens, lawns, and indoor plants. Like the pyrethroids, PBO is not a long-lasting contaminant of dust and soils.

Lindane, an organochlorine pesticide, was used on a wide variety of food crops, ornamentals, livestock, homeowner, and other sites until about 1985 (U.S. EPA, 2002b). Lindane is still used to treat head lice and scabies, and to treat seeds for six crops (barley, corn, oats, rye, sorghum, and wheat). Measurable levels of lindane in the floor dust were found in 6% of the portable classroom samples and none of the traditional classroom samples. The highest lindane levels measured were at least two orders of magnitude less than the PRG of 0.44 ppm for cancer effects.

O-phenylphenol was the only fungicide measured in the study. O-phenylphenol's use in commercial disinfectants such as Lysol and in some common insecticides makes it an easily accessible and highly prevalent pesticide in school classrooms. Data were not available on its persistence in the environment.

Dieldrin was the only pesticide measured in floor dust that exceeded or nearly exceeded a PRG for cancer or non-cancer effects. It was found in measurable levels in 13% of the portables and 30% of the traditional classrooms. Compared to the PRG of 0.03 : g/g for cancer effects, less than 10% of portable samples but about 25% of traditional classroom samples had dieldrin levels above the PRG. This result suggests that, based on the conservative assumptions in the cancer risk calculations, the cancer risk from dieldrin is a potential health concern, especially in older classrooms.

### 3.2.7.3 Polycyclic Aromatic Hydrocarbons (PAHs) in Floor Dust

PAHs are ubiquitous products of combustion (e.g., wood smoke, diesel and gasoline exhaust, tobacco smoke, cooking). They are found in measurable quantities in the air, especially in urban areas. They are semivolatile compounds and therefore accumulate in soil and dust. Most of the 16 PAHs studied (some of which are also known or suspected carcinogens) also were found in over 80% of the classrooms, but the loading

levels were relatively low. The mean concentrations of most PAHs in the portables sample were similar to those in traditional classroom sample, but the portable samples had much higher 95th percentile values for nearly all PAHs measured. These differences between room types may be due to the higher prevalence of carpeted floors and nearby vehicle traffic in portables. The indoor PAH levels results were similar to those reported for surface wipe loadings for the homes of 102 children in Minnesota (Clayton *et al.*, 2002), and lower than those reported for floor vacuum samples in children's homes in North Carolina (Chuang *et al.*, 1999).

#### 3.2.7.4 *Allergens in Floor Dust*

Varying amounts of allergen levels were measured in floor dust samples. Dog and cat allergens (*Can f1* and *Fel d1*) were detected most frequently: they were found in more than half of the classroom dust samples. However, their concentrations were generally below sensitization levels. Dust mite allergens (*Der f1* and *Der p1*) were detected in only 6-7% of dust samples. Levels of cat, dog, or mite allergens showed moderate concentrations in a small subset of classrooms, but only two classrooms had any allergen (dog) above an established sensitization level (IOM, 1993, 2000). This finding is consistent with previous studies indicating that allergens from pets can be carried into schools and other buildings on the clothes of pet owners, but that the concentrations of these allergens are seldom enough to cause sensitization (IOM, 1993, 2000). However, concentrations of these allergens as found in both traditional and portable classrooms may be sufficient to cause allergic responses in those with pre-existing allergies to dogs, cats or dust mites. Cockroach allergen was detected in only two samples (1%), in part because the detection limit was higher for this type of assay.

#### 3.2.8 Moisture and Mold

The episodic and infrequent nature of roof leaks, plumbing leaks, floods, etc., the dependence of mold growth on temperature and humidity, and the influences of ventilation patterns and indoor activity on particle generation and distribution determine the likelihood of mold growth and concentration of spores in indoor air. Spot measurements of airborne mold spores provide limited information on the presence of mold growth in indoor environments. Therefore, we did not expect to measure elevated levels of airborne mold spores in classrooms during a one-day building inspection unless mold contamination was severe. In addition to sampling for culturable and non-culturable bacteria and fungi, the field technicians also inspected the classrooms for signs of mold growth or its predecessor (water damage), by searching for water stains, condensation, visible mold, and poor site drainage, and by measuring the moisture content of interior building surfaces.

##### 3.2.8.1 *Moisture-related Indicators*

As discussed above, Phase I questionnaire data showed that teachers frequently observed signs of excess moisture and mold contamination. In Phase II, field technicians measured moisture content at one location in each wall, floor, and ceiling;



preferred measurement locations were near water stains or other signs of water damage, or under windows. Because the large majority of the moisture readings were 0% and the rest were nearly all between 10-20%, excess moisture was defined operationally as at least 10% moisture. Observations of the field technicians sometimes confirmed the presence of leaks or spills nearby when moisture levels were in this range. The results of building inspections for moisture indicators in Phase II are summarized in Table 3-8.

Water stains on the ceiling were found in 21% of the portable classrooms, indicating current or previous roof leaks. This frequency seems high given that most portable classrooms are relatively new, but portable classrooms often have a full-length joint between modules that can leak at the roof level. Traditional classrooms had a higher frequency of water stain on the ceiling (35%), which may reflect their greater age. Water stains on the floor were observed in 13% of the portable classrooms, but very rarely in traditional classrooms, possibly due to the lower frequency of carpeted floors in traditional classrooms. This may also be due to poor performance of flashing and caulking used in the modular construction of portable classrooms.

**Table 3-8. Percent of Classrooms with Moisture Indicators, Phase II.**

<b>Classroom Type</b>	<b>Water Stains on Ceiling</b>	<b>Water Stains on Floor</b>	<b>Excess Moisture in Walls, Floor or Ceiling*</b>	<b>Visible Mold on Ceiling</b>	<b>Standing Water within 50 ft.</b>
<b>Portable</b>	21	13	12	3	32
<b>Traditional</b>	35	2	20	0	43

\* Operationally defined as a moisture meter reading of at least 10%.

Excess moisture in the walls, floors, or ceilings was found in 12% of the portable and 20% of traditional classrooms. This is consistent with the higher rate of ceiling stains and standing surface water near traditional classrooms. Visible mold was not commonly observed, but was seen on the ceiling in 3% of portable classrooms.

Other indicators of potential moisture problems were also examined. Mold was observed on HVAC filters infrequently (1.3% of portables and none in traditional classrooms). Many portable classrooms (43%) had foundation skirts less than two inches from the ground, which can lead to moisture problems with the walls and subfloor due to wicking action and/or poor crawlspace ventilation.



**Mold contamination in wall interiors requires thorough remediation.**

### 3.2.8.2 Mold Measurements

In the Phase II study, *non-culture-based* air samples for mold spores and pollen grains were collected indoors and outdoors with the Allergenco sampler in all classrooms. In almost all cases, outdoor concentrations of mold and pollen were higher than indoor levels in both portable and traditional classrooms. Total fungal spores averaged 1,290 counts/m<sup>3</sup> (3.11 log<sub>10</sub> counts/m<sup>3</sup>) outdoors and 288 counts/m<sup>3</sup> (2.46 log<sub>10</sub> counts/m<sup>3</sup>) indoors; the 95<sup>th</sup> percentile values were 16,200 counts/m<sup>3</sup> (4.21 log<sub>10</sub> counts/m<sup>3</sup>) outdoors and 2,040 counts/m<sup>3</sup> (3.31 log<sub>10</sub> counts/m<sup>3</sup>) indoors. Overall, the types and concentrations of mold spores and total pollen were similar for portable and traditional classrooms.

The genus *Stachybotrys* is a mold that recently has gained public attention because it may be associated with health effects other than allergies. Airborne *Stachybotrys* spores were identified in 2 of 185 classrooms (1%) and 2 of 62 of the outdoor samples (3%). The two positive indoor air samples contained very few *Stachybotrys* spores. When very low airborne spore concentrations are found in rooms in which a thorough inspection has identified no water leakage, moldy odor or visible mold growth, it is likely that these spores have been brought indoors through open doorways or windows and no further action is needed.

Compared to the interpretation guidelines for total outdoor mold spores (AAAAI, 2003) shown in Table 3-9, the concentrations of total mold spores were in the Low Category,

suggesting that only extremely sensitive persons may experience symptoms. While these guidelines were developed for the interpretation of outdoor air samples, the responses of mold-allergic persons to indoor exposures is likely to be similar.

**Table 3-9. National Concentration Guidelines for Outdoor Airborne Mold Spores and Plant Pollen\***

Category (Percentile of total distribution)	Persons who may experience allergy or asthma symptoms	Concentration (pollen grains /m <sup>3</sup> or mold spores /m <sup>3</sup> )			
		Weed Pollen	Grass Pollen	Tree Pollen	Total Mold Spores
Absent (not detected)	None	Below detection	Below detection	Below detection	Below detection
Low (<50%)	Extremely sensitive persons only	0–9	0–4	0–14	0–6499
Moderate (50–90%)	Many sensitive persons	10–49	5–19	15–89	6500–12,999
High (90–99%)	Most sensitive persons	500–499	20–199	90–1499	13,000–49,999
Very high (>99%)	Almost all sensitive persons (extremely sensitive persons may experience severe symptoms)	>500	>200	>1500	>50,000

\* Source: AAAAI (American Academy of Allergy & Asthma & Immunology), 2003. National Allergy Bureau, Reading the Charts. Available at [http://www.AAAAI.org/nab/index.cfm?p=reading\\_charts](http://www.AAAAI.org/nab/index.cfm?p=reading_charts).

In addition, *culture-based* air samples of mold spores were collected indoors and outdoors with the Mattson-Garvin sampler during lunch breaks in a subset of 14 schools. Airborne concentrations of five mold groups were reported in culturable samples: *Cladosporium* species, *Penicillium* species, *Aspergillus* species, “Other”, and “Unknown” fungi. The results from these supplemental samples agreed with the findings from the Allergenco samples, that is, outdoor concentrations of mold spores were higher than indoor levels for both portable and traditional classrooms, except for the genus *Aspergillus*. This group was not observed in any outdoor samples, but was found at low concentrations in most indoor samples from both portable and traditional classrooms. This finding is probably due to the small number of outdoor samples (n=10) and detection limit of the measurement method.

### 3.2.9 Pollen

Airborne pollen grains were also collected in the Phase II study, using the Allergenco sampler indoors and outdoors at all classrooms. Total pollen concentrations were almost always lower indoors than outdoors. For example, the mean outdoor pollen level

was 21 grains/m<sup>3</sup> while the indoor mean was 8 grains/m<sup>3</sup> for both portable and traditional classrooms. The 95<sup>th</sup> percentile values were 19 grains/m<sup>3</sup> for portable and 78 grains/m<sup>3</sup> for traditional classrooms, versus 276 grains/m<sup>3</sup> for outdoor air. This indicates that most classrooms were in the “Low” categories established by AAAAI for different types of pollen (Table 3-9). Less than five percent of the portable classrooms were in the “Moderate” category, while traditional classrooms had somewhat higher extreme concentrations – less than five percent were in the “High” category, depending on the type of pollen. Differences between room types may be due to more mature and intensive landscaping near the traditional school buildings, which were more likely part of the original school construction. Alternatively, it may indicate cases where there was greater infiltration of outdoor air and pollen into traditional classrooms.

Because the AAAAI sensitization classifications depend on pollen type and pollen type was not characterized in this study, it is difficult to assess the significance of these pollen results with respect to health impacts on students and teachers. Nonetheless, because few indoor pollen-producing plants were observed in classrooms, it is unlikely that children’s pollen exposures were higher in class than outside in the schoolyard or elsewhere in the community.

### 3.2.10 Noise

All classrooms exceeded the new ANSI acoustic standard for classroom noise levels -- 35 decibels A-weighted, or dBA. A substantial percentage of both portable and traditional classrooms exceeded outdoor noise limits of 55 dBA set by some California communities (see Table 3-10). Noise levels measured in both types of classrooms were not statistically different. However, the teachers in portable classrooms were much more likely to turn off the HVAC unit due to noise (60% vs. 23% in traditional classrooms in Phase I, and 68% versus 42% in traditional classrooms in Phase II).

**Table 3-10. Classroom Noise and Lighting Conditions Exceeding Standards**

<b>Classroom Type</b>	<b>Noise Level Near HVAC &gt; 55 dBA (%)</b>	<b>Mean Light Intensity &lt; 30 Foot-candles (%)</b>	<b>Mean Light Intensity &lt; 50 Foot-candles (%)</b>
<b>Portable</b>	50	9	38
<b>Traditional</b>	38	4	27

### 3.2.11 Lighting

The mean light intensity measured in the traditional classrooms was significantly higher than that measured in the portable classrooms. However, a small percentage of both portable and traditional classrooms did not meet professional design guidelines (IESNA, 2000) of 30 foot-candles (f-c) for high-contrast materials. In addition, approximately one-third of both portables and traditional classrooms did not meet the IESNA light

guidelines of 50 f-c for low-contrast materials, indicating inadequate lighting in both types of classrooms (see Table 3-10).

### 3.2.12 Specially Selected Classrooms

The specially selected classrooms at the 14 schools that were identified in Phase I were included in Phase II. Their environmental measurements and building characteristics were compared to the target population. The specially selected classrooms had much more moisture-related problems reported, such as musty odors and visible mold areas, when compared to target population. However, these classrooms had similar formaldehyde concentrations, and lower mean percentages of time when indoor CO<sub>2</sub> levels exceeded 1000 ppm.

Surface swab samples were also collected in the specially selected classrooms. Four mold groups were reported: *Aureobasidium* species, other Yeasts, *Cladosporium* species, and Other. Concentrations of surface microbes ranged from non-detectable to 4 million, depending on sampling sites (e.g., desk, windowsill or ceiling). The highest values suggest some areas of patent mold contamination, as would be expected since some of the swab samples were taken in areas that visibly appeared moldy during the inspection process.

## 3.3 Summary of Results

This study provides the first and only comprehensive investigation of classroom indoor environmental quality, ventilation, and HVAC system conditions for California's K-12 schools. The findings were drawn from both questionnaires completed by teachers and the local facility staff in Phases I and II, and on-site inspections and measurements conducted by field research technicians in Phase II). A summary of the results from measurements of contaminant levels in classroom air is shown in Table 3-11.

Both portable and traditional classrooms had indoor pollutant levels that exceeded outdoor levels, and the indoor pollutant levels exceeded available environmental standards and guidelines in some cases. Building materials, classroom age, ventilation conditions, outdoor air, and other factors were associated with elevated pollutant levels. There were significant differences between portable and traditional classrooms in many of their environmental conditions and the associated factors. Further analysis of the rich data base generated in this study will likely reveal other factors that could prove useful for further understanding the IEQ problems in schools and the measures to be taken to reduce their potential effects.

**Table 3-11. Summary of Contaminant Levels in Air and Floor Dust, Phase II.**

Pollutant Type	Summary Statistics & Comparisons of Pollutant Levels			Modeling Results -- For Selected Species and Selected Predictors	
	Indoor Levels Vs. Outdoor Levels	Exceeds health or comfort guideline/standard	Portable V. Traditional Mean Test	Portable Vs. Traditional Test	Other Significant Predictors
<b>Formaldehyde (air)</b>	Indoors much higher	YES OEHHA draft Interim REL , CREL	Portables higher	Portables higher (most models)	RH, temperature, room age, school type, genl. instruction classroom, others related to materials in room
<b>Other aldehydes (air)</b>	Indoor generally higher	Possibly acetaldehyde. Others detected.	About the same	Depends on outdoor level (acetaldehyde)	Room age, school type; genl. instruction classroom, outdoor air (acetaldehyde)
<b>VOCs (air)</b>	Indoor higher	Possibly benzene and chloroform	About the same	About the same, some depend on outdoor level	Outdoor air, depending on room type; a few others that vary by analyte
<b>Particle Counts (air)</b>	Indoor generally higher	NA	About the same	About the same	Frequency of vacuuming/sweeping/dusting; outdoor air, depending on room type
<b>Pesticides (dust)</b>	NA	Possibly dieldrin; many detected	About the same	NA**	NA
<b>Metals (dust)</b>	NA*	Possibly lead, arsenic	Lead higher in T; Arsenic higher in P	NA**	NA
<b>PAHs (dust)</b>	NA	Many detected	Some loadings higher in P	NA**	NA
<b>Allergens (dust)</b>	NA	Cat and dog dander in most	Traditional slightly higher	NA**	NA
<b>Mold and Pollen (air)</b>	Outdoor generally higher	Mold spores and pollens at low-moderate thresholds	About the same	About the same	Open windows

NA Data not available.

\* Outdoor soil samples were collected and analyzed for metals under funding from OEHHA. Those results will be incorporated as an addendum to this report.

\*\* Modeling has not yet been conducted for dust analytes, but may be pursued under separate funding.

## 4. RELATED STUDIES IN CALIFORNIA SCHOOLS

Prior to the PCS, there had been no comprehensive study of environmental conditions in California public schools. Various investigations had been conducted over the past decade that addressed specific components or looked at a limited subset of school facilities. These are summarized below:

- ◆ A nationwide survey of school facilities was last conducted by the federal General Accounting Office in 1995 (GAO, 1995). At that time, California was ranked last, having more unsatisfactory environmental conditions in schools than any other state. Seventy-one percent of California schools reported at least one inadequate building feature (HVAC, plumbing, roof, framing, floor, foundation, wall, window, door, interior and exterior finish), 41% of schools reported inadequate HVAC systems, and 40% reported roof problems. These surveys are summarized in a series of published reports. In the GAO studies, center-city schools and those with higher proportions of minority and poor students reported needing extensive repair or replacement at least 30% more than non-center-city/minority schools.
- ◆ Researchers at Lawrence Berkeley National Laboratory (LBNL) reviewed the available literature in 1997 on general school IAQ (Daisey and Angell, 1998). The report, contracted by OEHHA, was largely based on records of school investigations by NIOSH. They found that the most common building-related problem was inadequate ventilation with outside air. The second most common problem was water damage to building elements, leading to mold contamination and growth. The report also pointed out that measurements of indoor air pollutants were very limited, and quantitative analyses of their impacts on health were therefore difficult. However, respiratory and central nervous system symptoms were the most common health complaints. A similar analysis done for Oak Ridge National Laboratory highlighted the need for pollutant source control, proper ventilation, and humidity control to prevent IAQ problems in schools.
- ◆ The California Energy Commission investigated ventilation in California schools and other non-residential buildings. Their report found that schools consistently had lower ventilation rates than required and that one-third of the classrooms they tested had air exchange rates less than 50% of the level required by State regulations and industry standards (CEC, 1995).
- ◆ DHS conducted a survey of lead hazards from paint, soil and water in a representative sample of 200 elementary schools and child care facilities in California (DHS, 1998). The study found that nearly all schools had some lead-containing paint, and the lead content of paint is inversely related to school age (much less post-1979). Almost 40% of facilities had some paint that is deteriorated. Lead levels exceeding the U.S. EPA reference value for soil contamination (400 ppm) were found in 6% of surveyed schools, and, an

estimated 18% of schools had lead in drinking water at or above the U.S. EPA action level (15 ppb).

- ◆ A California non-profit, public interest group published a survey of pesticide use information for 46 school districts (representing ~25% of state students) that documented the widespread use of pesticides in public schools (Kaplan *et al.*, 1998). It found that 87% of the districts reported using one or more of 27 particularly hazardous pesticides (i.e., known or suspected to cause cancer, affect the reproductive system, mimic the hormone system, or act as nerve toxins).
- ◆ DHS estimated approximately 5% of California schools have one or more classrooms with long-term radon concentrations above the U.S. EPA's recommended *action level* of 4 pCi/l, and for some regions (e.g., Santa Barbara County), the rate is as high as 16% (Zhou *et al.*, 1998). An estimated 1% of classrooms statewide exceed the U.S. EPA limit.
- ◆ Another non-profit, public interest group released a critical report about the rising use of portable classrooms, and their concerns received substantial media coverage (Ross and Walker 1999). The report postulates that the IEQ problems for portables, especially elevated exposures to formaldehyde and VOCs, are more serious than for permanent buildings, and that children are adversely affected by being housed in them. Incidents of sick-building syndrome complaints among teachers and students were described.
- ◆ A small study of portables in Los Angeles was conducted by UCLA in 1999-2000 (Shendell *et al.*, 2003). Overall, the results found low concentrations of target toxic and odorous VOCs. The four most prevalent VOCs measured were toluene, *m-p*-xylene, *a*-pinene, and *d*-limonene, and their likely indoor sources in the school classroom environment were commercially available personal, teaching, and cleaning products. No daily-integrated samples of formaldehyde concentrations exceeded 33  $\mu\text{g}/\text{m}^3$ . Weekly-integrated and daily-integrated acetaldehyde concentrations were higher in portables than in main building classrooms. These data suggested the main sources of aldehydes were interior finish materials and furnishings made of particleboard without lamination, though other non-material sources likely influenced high values in specific portables, e.g., outdoor sources such as vehicles as a function of ventilation.
- ◆ LBNL recently conducted a study of four brand-new relocatable classrooms installed at two separate locations (one coastal and one inland). Apte *et al.* (2003) designed and constructed four energy-efficient relocatable classrooms for this study to demonstrate technologies with the potential to simultaneously improve energy efficiency and indoor environmental quality (IEQ). Two were installed at each of two school districts, and energy use and IEQ parameters were monitored during occupancy. Two portables (one per school) were finished with materials selected for reduced emissions of toxic and odorous volatile organic compounds (VOCs). Each had two HVAC systems, operated on alternate weeks, consisting



of a standard heat-pump system and an indirect-direct evaporative cooling (IDEC) system with gas-fired hydronic heating. The IDEC system provides continuous outdoor air ventilation at 15 cfm per person or more, providing efficient particle filtration while using significantly less energy for cooling. School year-long measurements included: carbon dioxide (CO<sub>2</sub>), particulate matter, VOCs, temperature, humidity, thermal comfort, noise, meteorology, and energy use. IEQ monitoring results indicate that important ventilation-relevant indoor CO<sub>2</sub> and health-relevant VOC concentration reductions were achieved while average cooling and heating energy costs were simultaneously reduced by 50% and 30%, respectively.

- ◆ The CIWMB funded a laboratory study to measure and compare emissions from commonly used and alternative building products, including those most commonly used for school construction, to obtain data on whether or not alternative products with high recycled content adversely impact indoor air quality. The Public Health Institute conducted the study, and DHS acted as the Principal Investigator. The testing protocol, Special Environmental Requirements, Specification Section 01350 (Section 01350), was designed to simulate volatile organic compound (VOC) emissions during the early stage of building occupancy. Over 70 products in eleven material categories were tested for their emissions of more than 120 targeted chemicals. Predicted concentrations were calculated from laboratory emissions data and using typical dimensions, ventilation rates and material use scenarios.

The results of the Building Material Emissions Study indicate that recycled content products perform about the same as standard products. Both alternative and standard products have the potential to emit chemicals of concern. Furthermore, the study concluded that low-emitting, sustainable building materials are available for all categories of materials tested. Approximately 40 percent of the tested products emitted chemicals at rates that resulted in calculated concentrations that exceeded the concentration limits and screening criteria used in the study. The researchers found that emission limits were exceeded equally by both standard and alternative products under the Section 01350 concentration limits, as well as under more stringent IAQ criteria. The majority of the products that exceeded the IAQ concentration limits did so by exceeding the limits of only one chemical, which suggests that product reformulation could readily improve the environmental safety of the product. Moreover, the investigators recommended that building product manufacturers should specifically reduce emissions of naphthalene, formaldehyde, and acetaldehyde from their products. Since rubber-based resilient flooring products emitted substantially greater amounts of VOCs, further refinement and testing of these products is necessary before they can be promoted for wide-use in most indoor environments. Industry-supported product certification programs or product labels claiming low-or zero VOCs may not sufficiently protect building occupants. These concerns warrant frequent product testing through independent laboratories. A copy of the study may be found at <http://www.ciwmb.ca.gov/GreenBuilding/Specs/Section01350/METStudy.htm>.

- ◆ OEHHA recently conducted a school-based, cross-sectional epidemiological study to examine associations between proximity to traffic and respiratory health among children living and attending schools at varying distances from high-traffic roadways in Alameda County, California (Kim *et al.*, 2003). Most of these children are nonwhite and of lower socioeconomic status. Outdoor concentrations of nitrogen oxides (NO<sub>x</sub>), nitric oxide (NO), and black carbon (BC) measured at neighborhood schools were used as surrogates for children's overall exposure to traffic pollutants. These pollutants were increased at schools nearby versus those more distant from (or upwind of) major roads, and were associated with both bronchitis and episodes of asthma. Another study by OEHHA examined the number and demographic profile of public schools in California by proximity to major roadways (Green *et al.*, 2002). A substantial number of children in California attend schools that are close to major roads with very high traffic counts, and a disproportionate number of those students are economically disadvantaged and minority.

## 5. INFORMATION FROM OTHER STATES

The most comprehensive, previous statewide study of classrooms was conducted in Texas, including an assessment of environmental conditions in 115 classrooms. The investigators found that the use of chemical cleaning compounds and air fresheners, especially during after-hours custodial cleaning when there was likely inadequate ventilation, led to elevated VOC concentrations of several target compounds including *d*-limonene and *p*-dichlorobenzene (Torres *et al.*, 2002). The Texas study found no statistically significant differences for mean school-day and peak carbon dioxide (CO<sub>2</sub>) concentrations between portable and main building classrooms, or when data were separated by teacher responses to questions regarding classroom odors. About 2/3 of the classrooms had school-day averaged CO<sub>2</sub> concentrations above 1000 ppm (per ASHRAE 62), reflecting a prevalence of inadequate ventilation (Corsi *et al.*, 2002).

In an IAQ assessment at a Texas public high school (Petronella *et al.*, 2002), formaldehyde concentrations were measured above federal occupational guidelines in classrooms where the HVAC systems ran on normal daily cycles, and windows and doors were closed. Inspections, however, found 16 of 19 classrooms had ventilation rates below the ASHRAE 62 recommendation.

Several states have undertaken mandated or voluntary efforts to improve IEQ in public school buildings. Maryland's Department of Education (1987) established a program on IAQ in public schools in 1987, and it developed a seminal set of guidance documents on related school facility issues (such as ventilation systems, carpets, interior painting, and science laboratories) (Maryland, 1996). The State of Washington developed their "best management practices" for IAQ in 1994 (Washington DOH, 1995), and the Texas Health Department recently issued "voluntary guidelines" for IAQ in schools (Texas DOH 1998), under mandate from their legislature. The Minnesota Department of Health has developed extensive training and guidance for schools, including a streamlined inspection package, an IAQ Management Plan Development Package, and website links to funding source information (Minnesota, 2003).

Others states have conducted comprehensive review or evaluation of school IEQ to develop programs to solve noted problems, including Vermont (1999) and Delaware (1998). Similar efforts have been successful even at the local level; the County of Montgomery (MD) (1998) developed its own IAQ Action Team and report with guidance and specific recommendations for achieving good IAQ in public schools. Healthy School Networks in Massachusetts, and New York were established to press for improvement in their state's facilities. These are coalitions of teacher, parent, and non-profit organizations. In New York, they successfully pressed their State Regents to sponsor an Advisory Committee on Environmental Quality in Schools. In contrast, there is no established *healthy schools* stakeholder group or advisory board in California, similar to those in other states.

## 6. SUMMARY OF STAKEHOLDER INPUT

As mentioned above, ARB and DHS consulted with other interested state agencies and stakeholders. Interested stakeholders included portable classroom manufacturers, environmental and health organizations, school district administrators and facility managers, teachers, school nurses, indoor air quality consultants, and ventilation companies.

### 6.1 Pre-Study Workshops

The first set of workshops were conducted in February and March, 2001, in Sacramento, Oakland, El Monte (Los Angeles), and San Diego. ARB and DHS staff presented information on the overall study design, as well as details regarding the intended schedule and scope of the project. The workshops were well-attended. Participants asked a variety of questions regarding the study, and also provided comments or suggestions regarding the planned study design, questions to include in the questionnaires, plans for external notice and review, and other topics. The following is a brief listing of some of the comments received during the initial workshops:

- ◆ Some schools wanted their results prior to the end of the study, others did not want them. (Results were provided by RTI directly to schools that requested them).
- ◆ Portable classroom manufacturers concerned regarding premature press and media coverage of results...wanted assurance they would be able to review the report ahead of time (report to be released to everyone at once).
- ◆ Requested on-line resources for parents and teachers regarding indoor air quality (DHS provided this online feature subsequent to the workshops).
- ◆ Would like to review detailed study protocols (general protocols could be reviewed, but detailed protocols not available for review prior to study due to tight study schedule).
- ◆ Be sure to consider age of the classrooms...old and new portables are very different (age was recorded for all classrooms and used regularly in analysis of the data).
- ◆ Please consider the type of installation and foundation...some portables have had mold and other problems because of improper installation, foundation skirts too close to the ground, etc. (Foundation skirt and installation information was included on the technician inspection checklist).
- ◆ Concerns were raised over how appropriate health thresholds would be selected and discussed in the final report. (OEHHA's acute and chronic Reference

Exposure Levels were used, along with other health and comfort standards and guidelines that are available, such as those of IESNA, ASHRAE, and others.)

## 6.2 Post-Study Workshops

Four public workshops, again two each in northern and southern California, plus webcast and phone access, were also held during the review period for the public draft of this document. Many useful comments were received, and the report was modified as appropriate. Comments frequently heard included the following:

- ◆ Not all Group I recommendations are low cost, and some are not easy to accomplish. It may cost some schools quite a bit of money to comply with state regulations.
- ◆ The recommendation for a task force to develop long-term funding sources and mechanisms for construction and preventive maintenance should be in Group I because it is a high priority: that effort should start now.
- ◆ Noise is a key factor. The State should set a standard of 45 dBA now.
- ◆ The issue is not just one of facility maintenance. Teachers should be trained regarding indoor environmental quality. They are a key part of the solution to classroom problems because they often turn off HVAC systems or adjust the thermostat improperly, and they bring in items such as “air fresheners” that actually contribute to indoor air pollution and degrade the indoor environment.
- ◆ Purchasing agents, janitors, and facility managers need to be trained too. Perhaps “distance learning” would work for these groups.
- ◆ Desks and other items added to the classroom can emit formaldehyde. Schools should purchase formaldehyde-free furnishings.
- ◆ Solutions and changes should be pursued through collaborative efforts, such as with the California Teachers Association, the NEA, the ALA, and others.
- ◆ HVAC systems can be made quieter by offsetting the return air vent, using baffling, and other actions. Systems need to be quiet to be usable.

These and the many other specific comments received during the workshops and comment period were used in revising the recommendations of this report. Some comments did not warrant changes to the report document, but rather were submitted to provide information regarding specific substitute products that are available and other useful information.

## 7. RECOMMENDATIONS AND DISCUSSION

The results of this study demonstrate that, on a statewide basis, many schools are not models of hygiene or healthfulness, and that there is a need for improvement in some areas. However, the picture is not dire: the most serious problems occur only at a small percentage of schools. The environmental problems identified in this study generally fall into the following key areas: (a) inadequate classroom fresh air ventilation (due to many causes); (b) unnecessary or uncontrolled sources of chemicals, particles, or other contaminants; (c) unchecked moisture intrusion; and (d) ineffective cleaning, maintenance, or repair practices. The most effective solutions require addressing the underlying causes of the problems, and promoting those systems that appear to be working well.

Actions are needed at all levels to provide classroom environments that are healthy and conducive to effective learning for K-12 students. Problems generally need to be resolved and prevented at the classroom and school level, but districts and the State must be partners in providing the tools and guidance for effective solutions. Approaches to prevent and remedy most of the problems identified in this study are available. While some may be subject to fiscal constraints, most often what is needed is systematic review and attention to these issues. Many of the problems identified in this study can be addressed through meeting existing State standards and guidelines (primarily those of Cal/OSHA), including requirements to provide continuous outdoor air exchange; improved operation and maintenance programs; and focused training efforts. Many can be addressed at relatively low cost.

There are four key approaches needed to remedy the problems identified in this study, each with several specific recommendations for implementation. The four over-arching approaches are:

- ◆ Direct and assist schools to comply with State regulations, especially workplace regulations related to operation and maintenance.
- ◆ Develop and promote “Best Practices” for design, construction, operation and maintenance of school facilities.
- ◆ Improve support (funding and training) for school facilities and staff.
- ◆ Establish needed guidelines and standards for school environmental health.

Each specific recommendation below supports one or more of these over-arching approaches. The specific recommendations are presented in two groups:

**Group 1:** includes actions that are high priority and would yield high benefits at relatively low cost. These recommendations should be pursued within the next one to two years.

**Group 2:** these recommendations are also a priority, but will require a longer-term effort and/or additional resources in order to be fully implemented. These actions should be initiated in the next year or so, but may require four to five years to implement fully.

Because traditional classrooms had many of the same problems found in portable classrooms and a portion of both types of classrooms exceeded applicable guidelines for health and comfort, the recommendations below are directed toward preventing and resolving problems in all classrooms, unless otherwise noted.

### **GROUP 1: High Priority, High Benefit Actions, with Relatively Low Cost**

Group 1 recommendations build largely on regulations, programs and activities that are already in place but that are not fully met or utilized.

1. **Meet State Regulations.** Schools, districts, and the state should assure that all school buildings meet all relevant State regulations, particularly those related to operation and maintenance. Many classrooms do not meet various existing State standards, and meeting those regulations would go far to provide healthful conditions in classrooms. For example, operating HVAC systems as they were intended to be operated to assure adequate outdoor air ventilation; developing a health and safety program and training employees to implement that program, per requirements of the Injury and Illness Prevention Program regulation; and maintaining sanitary conditions and correcting water intrusion, leakage, and uncontrolled accumulation of water to reduce the potential for mold growth – all workplace requirements enforced by Cal/OSHA – would correct several of the major problems seen in classrooms. To achieve this, many districts may need to increase their maintenance staffing: many districts do not meet the maintenance staffing ratios recommended by the California Association of School Business Officials (CASBO). Some remedies may not be low-cost, depending on the nature of the non-compliance.
2. **Conduct District and School Self-Assessments.** Districts/schools should conduct “self-assessments” of basic safety and health conditions, similar to the self-inspection program undertaken by the LAUSD. In addition to assessing whether state regulations are being met, self-inspections can also be used to remedy obvious problems that are not necessarily regulated, and as a first step to begin to incorporate “Best Practices” into operation and maintenance functions (see below). The LAUSD’s basic checklist is provided in Appendix V; districts/schools can use all or part of it to conduct their own walk-throughs and identify key problems in the near term. Conditions that can be corrected with little or no cost should be remedied promptly. Plans should be developed to obtain resources to address those that require additional funds to remedy; for example, noisy HVAC units should be scheduled for modification or upgrade.

3. **Require IEQ Management Plans.** The State should require districts and schools to develop an IEQ Management Plan. Such a plan would complement and extend the benefits of the self-assessment discussed above. The U.S. EPA's *IAQ Tools for Schools Kit* provides guidance for developing such a plan: see <http://www.epa.gov/iaq/schools/>. Visalia, Saugus, San Francisco, and Clovis, among others, have successfully and cost-effectively implemented *Tools for Schools* in their schools. Districts and schools should implement key provisions of the program and other preventive operation and maintenance measures that are high benefit/low cost, including:
  - a. Appoint an IEQ manager and form an IEQ team.
  - b. Establish a regular inspection and maintenance schedule; ensure that HVAC systems are thoroughly cleaned and inspected at least annually.
  - c. Use checklists for core inspection and preventive actions.
  - d. Educate the building occupants: ventilation systems should remain "on", and pollutant sources such as "air fresheners" should not be brought into the classroom.
  - e. Implement procurement policies and practices for classroom furnishings and supplies that assure good indoor air quality, such as desks and bookcases that emit no formaldehyde.
  
4. **Establish "Best Practices" Policy.** The State should establish a policy to incorporate "Best Practices" into the design, construction, operation, and maintenance of new California schools, especially the measures developed by the Collaborative for High Performance Schools (CHPS). Because of the large number of new construction and renovation projects statewide at this time, there is a unique opportunity to foster a new generation of classrooms that provide a healthful environment conducive to learning. The CHPS *Best Practices Manuals* provide an array of options and information that can be used in designing, constructing, and renovating school buildings. CHPS-based schools have a high potential for reduced energy consumption, and thus save energy dollars as well. The CHPS manuals and videos are available at <http://www.chps.net/>; manuals for operation and maintenance are under development. Districts and schools should use CHPS Best Practices to the fullest extent feasible, at a minimum incorporating a few of the low-cost options that are suitable for their situation. Additionally, specific recommendations gleaned from this study and from stakeholders' input, are included in Appendix VI. Key examples are:
  - a. Specify no- and low-emitting building materials and furnishings in construction contracts and solicitations. This should include using exterior grade wood products in wall & floor materials; no-formaldehyde insulation, ceiling tiles, and cabinetry; and other low- or no-emitting materials to avoid elevated formaldehyde and VOC levels.
  - b. Specify HVAC systems that provide sufficient airflow at noise levels less than 45 dBA.
  - c. Design sprinklers and landscaping properly so water does not hit the building, and drains away from the structures.



5. **Expand State Design Review.** State-level design review for new buildings and major renovations should be expanded. Review and approval of elements such as ventilation system design and building materials should be added to the routine structural, fire and life-safety, and accessibility plan-check function of the Division of the State Architect (DSA). The DSA is currently initiating specification revisions and implementing a more proactive approach in plan reviews, but additional trained staff are needed for the additional work. DSA and OPSC should be permitted to hire the needed staff to the extent resources allow.
6. **Assure Proper Siting.** Portable classrooms should be sited appropriately, away from highways and busy roads, and with proper grading. Individual portable classrooms should not be placed over low drainage areas that experience flooding. The foundation skirt should be at least 6 inches or more above ground level to prevent wicking of water up the wall, and adequate crawlspace ventilation should be specified. Some of these measures may not be low cost for some schools.
7. **Limit Noise Levels in Classrooms.** Implement an interim state requirement for a maximum decibel level of 45 dBA in new, unoccupied classrooms, and encourage specific sound reduction measures, especially reduction of noise from HVAC systems and lights.

**GROUP 2: Priority Actions Requiring a Longer Term Effort and/or Substantial Additional Resources**

8. **Assure stable, long-term funding.** The State and districts need to develop stable, long-term funding mechanisms and sources for both school construction and preventive maintenance. Current funding programs are strained, fluctuating, and often function on a short timeframe. The current year-to-year fluctuation of the existing Deferred Maintenance Program does not provide stable, consistent funding for long-term planning and preventive maintenance. Implementation of the recommendations of *The California Master Plan for Education* drafted by a Joint Legislative Committee and *A New Blueprint for California School Facility Finance* by the Legislative Analyst's Office (May 2001) would provide some substantial progress, particularly for construction. However, preventive maintenance is not adequately addressed in these plans, and requires further action.
9. **Develop Focused Training.** The State should develop and offer coordinated training programs and materials for facility managers, custodial staff, and teachers, in cooperation with interested organizations. Those who are closest to the classroom are often not aware of current "best practices" for operation and maintenance of classrooms. For example, teachers inadvertently bring pollutant sources into the room, improperly adjust thermostats, or take other actions that can have a major impact on the environmental conditions of the classroom. Training is an important part of U.S. EPA's *IAQ Tools for Schools Program*. Focused statewide training programs are needed over the long-term to assure that key school staff receive appropriate training, so that they can routinely train new staff as they come

on board. DSA and OPSC should develop training programs and materials in consultation with ARB, DHS, CEC, Cal/OSHA, and other relevant agencies, as well as CASBO, CASH, and other relevant external groups. These should include:

- a. A Training and Certification Program for School Facility Managers. Success in operation and maintenance is often a function of the strength and knowledge of facilities directors, yet there are few credentials districts can apply in their selection of key facility department personnel. Districts should hire trained, certified facility managers.
- b. Development and routine distribution of training materials for custodial staff on proper vacuuming and cleaning procedures. Effective vacuuming of carpets requires an efficient vacuum plus a reasonable "residence time" of the vacuum on the carpet surface in order to effectively remove particles. This can effectively reduce persistent contaminants in carpeted classrooms. Vacuums do not need to be true HEPA, but do need to be efficient, and have virtually no particle leakage in the exhaust. Additionally, use of "safe" liquid or spray cleaning products is a key component of a healthy building.
- c. Development of training materials and programs for teachers that builds on information in U.S. EPA's *IAQ Tools for Schools Kit*, and includes more specific information on California ventilation requirements and sources of indoor pollutants.

10. **Implement Integrated Pest Management**. Integrated Pest Management Programs should be implemented at all schools. The passage of the Healthy Schools Act of 2000 established requirements for schools to notify parents of pesticide use and to consider IPM. Successful application of IPM has been sufficiently widespread to support its implementation at all public schools, and to eliminate the use of pesticides with the greatest potential for toxic effects by school personnel. A program of preventive housekeeping practices and use of least-toxic pesticides when application is necessary has many benefits. See the Department of Pesticide Regulation website at <http://www.cdpr.ca.gov/cfdocs/apps/schoolipm/main.cfm> .
11. **Retire older portable classrooms**. Classrooms should be removed and replaced when they become unserviceable or do not provide an adequate learning environment for children. Some older portables are well past the stage at which they should have been replaced with a new portable or a site-built classroom. New portable or site-built buildings will generally not only provide an improved environment but also will be more energy-efficient, with substantially reduced energy costs relative to the old buildings.
12. **Develop and require full building commissioning procedures**. These procedures are "best practices" for new buildings and classrooms. They should include complete testing of HVAC, lighting, and other building systems under normal and high-capacity operational conditions.
13. **Improve school facility database**. The State needs an effective system to inventory public school facilities. These represent among the State's greatest

assets, yet there is no complete database on the condition, location, or even number of school buildings.

14. **Convene a task force on noise**. A task force of experts in audiology, medicine, education, and related fields should be convened by the State to develop a California indoor noise guideline or standard for K-12 schools. If needed, promote technology development to meet such a guideline or standard.
15. **Develop State-level chemical exposure guidelines or standards for classrooms**. There is a lack of benchmarks for fully assessing and assuring healthful environmental conditions specific to classrooms and to the children and teachers who occupy them. Currently available guidelines and standards applied in this report may not be fully protective of children.
16. **Re-design portable classrooms from the ground up**. Although many improvements have been made in recent years, most portable classrooms manufactured today are still based on designs and materials that have been available for 20-30 years or more, and on an assumption of a need for frequent relocation, which has not proven to be common. Southern California Edison, Lawrence Berkeley National Laboratory, and several portable classroom manufacturers have begun to develop very different styles of relocatable classrooms. These should be fully developed and used on a trial basis under different conditions to determine if these newer designs might better meet future classroom needs.

Implementation of some of the recommendations above will clearly incur costs to those involved, and will require fiscal planning to achieve. However, the cost of not taking these actions appears high – potentially harmful impacts on children's and teachers' health, reduced learning, reduced educational progress, and, in some cases, higher costs to fix facility problems when they become more serious. Most importantly, State building, ventilation, and workplace regulations have been developed to assure safety and health, and must be met.

The LAUSD's self-inspection program has shown that much can be done at relatively low cost, and provides a good starting point. The CHPS *Best Practices Manuals* and U.S. EPA's *IAQ Tools for Schools Action Kits* provide readily available guidance that can be used by districts and schools at varying levels, based on their individual resources and situations. The experiences of Visalia, Saugus, San Francisco, and other districts have shown that *IAQ Tools for Schools* can work well in California.

Appendix VI provides more specific recommendations for schools and districts. It is a working document that will be updated periodically and made available on ARB's website.

## 8. SUMMARY AND CONCLUSIONS

The California Portable Classrooms Study (PCS) was conducted to address concerns raised regarding environmental conditions in California's portable classrooms. The objective of the study was to examine environmental health conditions, especially those related to indoor air quality and health risks, in K-12 portable classrooms in California. These environmental conditions included levels of airborne chemicals; the presence of potential pollutant sources; the performance of heating, ventilating, and air-conditioning systems; factors such as light, noise, temperature, and relative humidity; the presence of mold and other biological contaminants; and pollutant and allergen levels in floor dust.

A preliminary mail survey to all school districts conducted by DHS in Fall, 2000 indicated that 85 percent of K-12 public schools had at least one portable classroom at that time, and that about 80,000 portable classrooms were in use statewide, totaling about one-third of all California classrooms. These portable classrooms ranged in age from less than one year old to over 40 years old.

The study was conducted in two phases: Phase I was a mailed survey in which questionnaires and passive formaldehyde monitors were sent to over 1000 randomly selected public schools with at least one portable classroom in the spring of 2001. Phase II was a field study of a wide array of environmental measurements obtained in 201 classrooms at 67 schools statewide, from October 2001 through February 2002. At each school, two portable classrooms and one traditional classroom were studied.

### 8.1 Results

Both portable and traditional classrooms were found to have some environmental conditions that require improvement. However, the picture is not dire: the most serious problems occur only at a small percentage of schools. Remedies to address the problems identified are available, although some will incur more than minimal costs. The solutions require a combination of actions by the State, districts, schools, manufacturers, facility managers, teachers, parents, and others. Adherence to state regulations, improved operation and maintenance, and enhanced training of school personnel, can go a long way to address many, but not all, of the problems identified.

The primary problem areas identified include the following:

#### 1. Ventilation

- ◆ Inadequate at times in about 40% of the classrooms, and seriously deficient in about 10% of classrooms.
- ◆ A majority of teachers in portables have turned off the ventilation system at times due to excess noise.
- ◆ Portables had more instances of dirty HVAC filters, closed dampers, and air-conditioner condensate drainage problems.

- ◆ Noise is the primary issue that needs to be addressed by HVAC manufacturers, and lower noise levels (45 decibels or less) should be specified by schools.
2. Temperature and Humidity
- ◆ A small percentage of portable classrooms had temperatures above or below the ASHRAE standard for acceptable indoor temperature, and about 11%-14% of classrooms had relative humidity levels outside the ASHRAE standard range for comfort.
  - ◆ Properly operating and maintaining HVAC systems should remedy these problems in most classrooms.
3. Air Pollutants
- ◆ Indoor formaldehyde concentrations were elevated above OEHHA health guideline levels. Highest levels occurred primarily in the warmer seasons, as expected, and primarily in portable classrooms. Alternative low-emitting materials are available and should be used in constructing new portable classrooms.
  - ◆ VOCs were present indoors at levels similar to other indoor environments. Levels were below acute (immediate effects) risk levels; although some classrooms exceeded the one in a million excess cancer risk level for a few VOCs, this is not a major concern because outdoor sources likely contributed most to these levels.
  - ◆ Real-time particle counts were somewhat higher in portable classrooms for PM10 and PM2.5 size ranges, likely due to proximity to vehicle traffic.
4. Floor Dust Contaminants
- ◆ Metals: Levels of lead measured in floor dust in some classrooms were elevated. Arsenic levels were slightly higher in portables, and above the one in a million cancer risk level in most classrooms.
  - ◆ Pesticides: Residues of both generally available and restricted pesticides were found in all floor dust samples, and six pesticides were detected in over 80% of the samples: esfenvalerate, chlorpyrifos, *cis*- and *trans*-permethrin, *o*-phenylphenol, and piperonyl butoxide. Chlorpyrifos can last up to a year or more in the environment; the other five are shorter-lived, lasting just a few weeks. Children can be exposed to pesticides through inhalation, ingestion (fingers in the mouth), and dermal contact, and children in the lower grades tend to spend a substantial amount of time sitting on the floor; therefore the number of pesticides found in the floor dust are of concern, although it is not yet known whether levels are above exposure and risk levels of concern
  - ◆ PAHs also were found in over 80% of the classrooms. However, levels in the dust were relatively low.
  - ◆ Allergens: Cat and dog allergens were measured in more than half of the samples, but the concentrations were generally below sensitization levels. Cockroach and dust mite allergens were only infrequently found.

## 5. Moisture and Mold

- ◆ In the mail survey, a large percentage of teachers reported smelling musty odors in their classroom, or current or previous floods or leaks, and 11% reported visible mold.
- ◆ In the field study, 3% of classrooms were observed to have visible mold, and at least 21% had visible water stains on the ceiling and/or floor. About 17% of all classrooms had excess moisture measured in the walls, ceiling, or floor. Water stains and measurements of excess moisture in building materials often indicate hidden mold, and at a minimum indicate a moisture problem that needs to be resolved.

## 6. Noise

- ◆ All classrooms exceeded the recently developed acoustic standards of 35 decibels background noise for unoccupied classrooms, and many exceeded outdoor nuisance standards of 55 decibels used by some California cities.
- ◆ Stakeholders have indicated that 45 decibels, the level recommended by CHPS, is achievable, but that 35 decibels appears technologically and financially unattainable at this time. California does not have a noise guideline or standard for classrooms.

## 7. Lighting

- ◆ About one-third of classrooms do not meet IESNA professional design guidelines.
- ◆ Portable classrooms had somewhat lower lighting levels than traditional classrooms

## 8.2 Recommendations

Approaches to remedy and prevent the problems identified in this study are available. Both state-level and district/school level actions need to be taken. Many of the problems can be addressed through meeting existing State level standards and guidelines (primarily those of Cal/OSHA), which include providing continuous outdoor air exchange; through improved operation and maintenance programs; and through focused training efforts. Many also can be addressed at relatively low cost, although some remedies will incur more substantive costs.

There are four general approaches needed to remedy the problems identified in this study, each with several specific recommendations for implementation. The four overarching approaches are:

- ◆ Direct and assist schools to comply with State regulations, especially workplace regulations related to operation and maintenance.
- ◆ Develop and promote “Best Practices” for design, construction, operation and maintenance of school facilities.

- ◆ Improve support (funding and training) for school facilities and staff.
- ◆ Establish new guidelines and standards for school environmental health.

Specific recommendations are provided in support of each of these. They include seven recommended (Group 1) actions that are high priority, would yield high benefits, and be achieved at relatively low cost. These recommendations should be pursued within the next one to two years. The highest priority recommendation is that all school buildings need to be brought into compliance with existing state regulations. Districts and schools should start with “self-assessments” of basic safety and health conditions, similar to the program of self-inspections undertaken by the LAUSD. They also should develop and implement Indoor Environmental Quality Management Plans such as the IAQ plans included in U.S. EPA’s *IAQ Tools for Schools*. “Best Practices” should become the policy for the State and all districts and schools for design, construction, operation, and maintenance of school facilities, and State-level design review for new buildings and major renovations should be expanded. Close attention needs to be paid to properly siting portables and other school facilities. Finally, an interim state requirement that noise levels in new, unoccupied classrooms not exceed 45 dBA should be imposed until an appropriate task force of experts can identify an appropriate indoor level that is acceptable for California classrooms.

Another nine specific recommendations (Group 2) are also a priority, but will require a longer-term effort and/or additional resources in order to be fully implemented. These actions should be initiated in the next year or so, but may require four to five years to implement fully. Some of these recommendations include: assuring long term, stable funding for facility construction and maintenance; developing enhanced training materials and programs for facility managers, custodians, and teachers; and developing State-level chemical exposure guidelines or standards for classrooms. And finally, older portable classrooms that no longer provide acceptable learning environments should be retired, and support given to promoting new, more advanced portable classroom designs.

Some cost is involved with the recommendations discussed above for the State and for districts and schools: many are relatively low-cost, but some have substantial costs and require focused fiscal planning to address. However, the cost of not taking these actions may be much higher – harmful impacts on children’s and teachers’ health, reduced learning, reduced educational progress, and, in some cases, higher costs to fix facility problems when they become more serious. The LAUSD’s self-inspection program provides a good starting point for districts, and the CHPS *Best Practices Manuals* and U.S. EPA’s *IAQ Tools for Schools Kit* provide valuable tools for designing, operating, and maintaining “high performance” schools.

### **8.3 Conclusions**

The environmental health problems identified in this study ranged across several areas, including inadequate operation and maintenance of ventilation systems, contaminants

present at undesirable levels in the air and floor dust, excessive noise levels, inadequate lighting, and mold and moisture problems. A number of programs initiated by the State, districts, and others before or during the conduct of this study are already beginning to address some of these concerns. However, increased effort and a more focused approach are needed to assure that existing problems are remedied and future problems prevented. The State, district and school administrators, school facility managers, teachers, manufacturers of portable classrooms, manufacturers of ventilation systems, and others who provide materials and supplies used by our schools all have an important role in improving the environmental health conditions of our schools. Most importantly, California needs to transition to true prevention programs that have stable funding.



## REFERENCES

AAAAI (American Academy of Allergy & Asthma & Immunology), 2003. National Allergy Bureau, Reading the Charts. [http://www.AAAAI.org/nab/index.cfm?p=reading\\_charts](http://www.AAAAI.org/nab/index.cfm?p=reading_charts).

Ahlbom A., Backman A., Bakke J., *et al.*, 1998. "NORDPET" Pets indoors – a risk factor for or protection against sensitization/allergy. *Indoor Air* 8:219–235.

Air Resources Board (ARB), 1990. Staff Report/Executive Summary, Proposed Identification of Chloroform as a Toxic Air Contaminant, Staff Report/Executive Summary. Sacramento, CA. <http://www.arb.ca.gov/toxics/summary/chlorfor.pdf>

Air Resources Board (ARB), 1992. Staff Report/Executive Summary, Final Report on the Identification of Formaldehyde as a Toxic Air Contaminant. Sacramento, CA. <http://www.arb.ca.gov/toxics/summary/formald.pdf>.

Air Resources Board (ARB), 1993. Acetaldehyde as a Toxic Air Contaminant, Staff Report/Executive Summary. Sacramento, CA. <http://www.arb.ca.gov/toxics/summary/acetalde.pdf>.

Air Resources Board (ARB), 1984. Report to the Scientific Review Panel on Benzene. Sacramento, CA. <http://www.arb.ca.gov/toxics/summary/benzene.pdf>.

Air Resources Board (ARB), 1999. Toxic Air Contaminant Identification List Summaries. December. Sacramento, CA. March 16. <http://www.arb.ca.gov/toxics/cattable.htm>.

American Conference of Governmental Industrial Hygienists (1999). *Bioaerosols: Assessment and Control*. ACGIH Publication 3180.

American Lung Association (ALA), 2003. Open Airways in Schools. Available at <http://www.lungusa.org/events/astopen.html>

American National Standards Institute, Acoustics Society of America (ANSI/ASA), 2002. Standard S12.60-2002.

American Society of Heating, Refrigerating and Air-conditioning Engineers (ASHRAE), 1981. *Standard 55-1981, Thermal comfort*. Atlanta, GA. See <http://www.ashrae.org>.

American Society of Heating, Refrigeration and Air-Conditioning Engineers (ASHRAE), 1989. *Standard 62-1989, Ventilation for Acceptable Indoor Air Quality*. Atlanta, GA. Available at <http://www.ashrae.org>.

American Society of Heating, Refrigerating, and Air Conditioning Engineers (ASHRAE), 1992. *Standard 55-1992, Thermal comfort*. Atlanta, GA. Available at <http://www.ashrae.org>.

American Society of Heating, Refrigerating, and Air Conditioning Engineers (ASHRAE), 2001. *Standard 62-2001, Ventilation for acceptable indoor air quality*, Atlanta, GA. Available at <http://www.ashrae.org>.

Apte MG, Hodgson AT, Shendell DG *et al.*, 2002. Energy and indoor environmental quality in relocatable classrooms. *Proceedings of Indoor Air 2002*, Vol. II: 62-67.

Apte MG, Hodgson AT, Shendell DG, Dibartolomeo D, Hochi T, Lee S, Liff SM, Rainer LI, Sullivan DP and Fisk WJ, 2003. Simultaneous energy savings and IEQ improvements in relocatable classrooms. Accepted for publication in ASHRAE IAQ Applications. LBNL-52690

Bayer CW, Crow SA and Fischer J, 1999. *Causes of Indoor Air Quality Problems in Schools: Summary of Scientific Research*. Prepared for Oak Ridge National Laboratory, Oak Ridge, TN, Report ORNL/M-6633, January 1999.

Bellomo A, 2003. Director, Office of Environmental Health and Safety, Los Angeles Unified School District, Los Angeles, CA. Personal communication, June 10.

Bornehag CG, Blomquist G, Gyntelberg F, J@rvalho B, Malmberg P, Nordvall L, Nielsen A, Pershagen G, Sundell J, 2001. Dampness in buildings and health: Nordic interdisciplinary review of the scientific evidence on associations between exposure to "dampness" in buildings and health effects (NORDDAMP). *Indoor Air 2001* 11(2):72-86.

Bradford GR, Chang AC, Page AL, Bakhtar D, Frampton JA, Wright, H, 1996. Background Concentrations of Trace and Major Elements in California Soils. Kearney Foundation Special Report, University of California, Davis, CA. <http://envisci.ucr.edu/faculty/chang/kearney/kearneytext.html>.

Brakensiek J, 2003. Deputy Director, Office of Environmental Health and Safety, Los Angeles Unified School District, Los Angeles, CA. Personal communication, May 30.

Broadwin R, 2000. Development of and uses of health-based exposure levels for indoor air contaminants. California Office of Environmental Health Hazard Assessment, Air Toxics and Epidemiology Section, Oakland, CA. Presented at 10<sup>th</sup> Annual Conference of the International Society of Exposure Analysis, October 24-27, Monterey, CA. Abstract #5A-15p.

California Code of Regulations, Title 8. <http://www.dir.ca.gov/samples/search/query.htm>

California Department of Education (CDE), 2001, Directory.

California Department of Food & Agriculture (CDFA), 2002. *California Code of Regulations*, Title 3, Sections 2302 and 2303. <http://www.cdffa.ca.gov/cdfa/regs/docs/S2302.pdf>.

California Department of General Services (DGS), 2000. Bid Specification for Prefabricated Relocatable Classroom Building (General Requirements), Spec. No. 5410-0BS-028. November 2000.

California Energy Commission (CEC), 1995. *Air Change Rates in Non-residential Buildings in California*, July 1995.

California Energy Commission (CEC), 2001. *2001 Energy Efficiency Standards for Residential and Nonresidential Buildings*, Title 24, Part 6, Sec. 121(c)4. Publication #P400-01-024. Sacramento, CA. Available at [http://www.energy.ca.gov/title24/standards/2001-10-04\\_400-01-024.PDF](http://www.energy.ca.gov/title24/standards/2001-10-04_400-01-024.PDF).

California Energy Commission (CEC), 2003. Notice to Proposed Awards: RFP 500-02-501 for Research, Development, and Demonstration Programs Focused on Energy-related Indoor Environmental Quality. Released April 2, 2003. Available at [http://www.energy.ca.gov/contracts/RFP\\_500-02-501/2003-04-04\\_500-02-501\\_NOA.PDF](http://www.energy.ca.gov/contracts/RFP_500-02-501/2003-04-04_500-02-501_NOA.PDF)

California Energy Commission (CEC), 2003. Demand Controlled Ventilation. Nonresidential HVAC and Envelope Measures, February 4, 2003 Workshop. California Energy Efficiency Standards 2005. Sacramento, CA. [http://www.energy.ca.gov/2005\\_standards/documents/2003-02-04\\_workshop/2003-02-04\\_NONRES\\_HVAC\\_ENV.PDF](http://www.energy.ca.gov/2005_standards/documents/2003-02-04_workshop/2003-02-04_NONRES_HVAC_ENV.PDF).

California Legislative Analyst's Office (LAO), 2001. *A New Blueprint for California School Facility Finance*. May 1, 2001.

Centers for Disease Control (CDC), 2003. Asthma Prevalence, Health Care Use and Mortality, 2000-2001. Retrieved 4/30/2003. Available at <http://www.cdc.gov/nchs/products/pubs/pubd/hestats/asthma/asthma.htm>.

Chuang JC, Callahan PJ, Lyu CW and Wilson NK, 1999. Polycyclic aromatic hydrocarbon exposures of children in low-income families. *J Expo Anal Environ Epidemiol*. 9(2): 85-98.

City of Davis, Municipal Code, Sec. 24.02.020, daytime residential noise standard.

City of Sacramento, Ordinance 8.68.060.

City of Los Angeles, Ordinance Ch. XI, Art.1, Sec. 111.03, daytime exterior noise standard.

Clayton CA, Pellizzari ED, Whitmore RW, Quackenboss J, Adgate JL and Sexton K, 2003. Distributions, associations, and partial aggregate exposure of pesticides and

polynuclear aromatic hydrocarbons in the Minnesota Children's Pesticide Exposure Study MNCPEs). *J Expo Anal Environ Epidemiol.* 13(2):100-111.

Collaborative for High Performance Schools (CHPS), 2003. *Best Practices Manuals* (Volume I-IV), CHPS, Inc. Available at <http://www.chps.net>.

Corsi, RL, Torres, VM, Sanders, M, Kinney, KA, 2002. Carbon dioxide levels and dynamics in elementary schools: results of the TESIAs study. *Proceedings of the 9<sup>th</sup> International Conference on Indoor Air Quality and Climate*, Vol. 2, Monterey, CA, 74-79.

Daisey JM and Angell WJ, 1998. *A Survey and Critical Review of the Literature on Indoor Air Quality, Ventilation and Health Symptoms in Schools*, Indoor Environment Program, Lawrence Berkeley National Laboratory, Berkeley, CA. Report No. LBNL-41517. Prepared for the Office of Environmental Health Hazard Assessment, March.

Delaware Clean Air Task Force, 1998. *Delaware House Resolution 72 Indoor Air Quality Task Force Report*, June 1998. Available from the American Lung Association of Delaware.

Department of Health Services (DHS), 1998. *Lead Hazards in California's Public Elementary Schools and Child Care Facilities, Report to the California State Legislature*, Childhood Lead Poisoning Prevention Branch, April 15, 1998. Available at <http://www.dhs.ca.gov/childlead/schools/opening.htm>

Department of Health Services (DHS), 2003. Building Material Emissions Study. Report to the California Integrated Waste Management Board through the Public Health Institute, Contract Number IWM-C0042. May 2003.

Fan Z, Liou P, Weschler C, Fiedler N, Kipen H, Zhang J, 2003. Ozone-initiated reactions with mixtures of volatile organic compounds under simulated indoor conditions. *Environ Sci Technol* 37(9): 1811-21.

Fisk WJ, 2000. Estimates of potential nationwide productivity and health benefit from better indoor environments: An update. *Indoor Air Quality Handbook*, Spengler JD et al., eds., McGraw-Hill, NY, pp. 4.1-4.36,

Geiger CA and Tootelian DH, 2002. 2002 Integrated Pest Management Survey of California School Districts. Cal/EPA Department of Pesticide Regulations, Sacramento, CA. 46 pp. [http://www.cdpr.ca.gov/cfdocs/apps/schoolipm/overview/24\\_Survey2002.pdf](http://www.cdpr.ca.gov/cfdocs/apps/schoolipm/overview/24_Survey2002.pdf)

Green R, Smorodinsky S, Kim JJ, McLaughlin B, and Ostro B, 2002. Proximity of California public schools to busy roads. *Epidemiology* 2002; 13(4 Supplement): S210. Manuscript submitted.

Haverinen U, Husman T, Toivola M, Suonketo J, Pentii M, Lindberg R, Leinonen J, Hyvärinen A, Meklin T, Nevalainen A, 1999. An approach to management of critical indoor air problems in school buildings. *Environmental Health Perspectives* 107 (Supplement 3): 509-514.

Heath GA and Mendell MJ, 2002. Do indoor environments in schools influence student performance? A review of the literature. *Proceedings of Indoor Air 2002*, Vol. I: 802-807.

Heschong Mahone Group, 1999. Daylighting in schools: an investigation into relationship between daylighting and human performance. Report to Pacific Gas & Electric. Available at <http://www.h-m-g.com/Daylighting/main.htm>

Hodgson AT, Apte MG, Shendell DG *et al.*, 2002. Implementation of VOC source reduction practices in a manufactured house and in school classrooms. *Proceedings of Indoor Air 2002*, Vol. III: 576-581.

Illuminating Engineering Society of North America (IESNA), 2000. *IESNA Lighting Handbook*. 9<sup>th</sup> Edition. New York, NY. Educational Facility Lighting 12-1. As cited in California High Performance Schools (CHPS) *Best Practices Manual, Electrical Lighting*: Volume IIA, p. 150. Eley Associates, 2001. Available at <http://www.chps.net>.

IOM (Institute of Medicine)/NAS, 1993. Magnitude and dimensions of sensitization and disease caused by indoor allergens. *Indoor Allergens*. Washington, DC: National Academy Press, pp. 44–85. <http://www.nap.edu/catalog/2056.html>.

IOM (Institute of Medicine)/NAS, 2000. Indoor biologic exposures. In *Clearing the Air: Asthma and Indoor Air Exposures*, Committee on the Assessment of Asthma and Indoor Air, Washington, DC: National Academy Press, pp. 105–222. <http://books.nap.edu/catalog/9610.html>.

Kaplan J, Marquardt S and Barber W, 1998. *Failing Health: Pesticide Use in California Schools*. CalPIRG Charitable Trust.

Kelly TJ, Smith DL, Satola J, 1999. Emission Rates of Formaldehyde from Materials and Consumer Products Found in California Homes, *Environ Sci Technol* 33:81-88. Also, final report prepared by TJ Kelly, Battelle, Columbus, OH, for the California Air Resources Board, Sacramento, CA, Contract No. 93-315. Available at <http://www.arb.ca.gov/research/apr/past/indoor.htm>.

Kim JJ, Smorodinsky S, Ostro B, Lipsett M, Singer BC, and Hodgson AT, 2003. Traffic-related Air Pollution and Children's Respiratory Health. Presented at the 2003 International Conference of the American Thoracic Society, Seattle, WA. May 16-21. *Am J Respir Crit Care Med* 2003; 167:A34. Manuscript in preparation.

Liu KS, Huang FY, Hayward SB, Wesolowski J, Sexton K, 1991. Irritant effects of formaldehyde exposure in mobile homes. *Environ Health Perspect.* 94: 91-4.

Maryland Department of Education, 1987. *Indoor Air Quality: Maryland Public Schools.* Office of School Facilities, Baltimore, MD.

Maryland Department of Education, 1996. *Schools Facilities Technical Bulletins* (Set of 16 documents), Office of School Facilities.

Mass Healthy Schools Network, c/o Mass Coalition of Occupational Safety and Health, 555 Amory Street, Boston, MA 02130. Phone: 617-524-6686.

McKendry C (2002). Learning Curve: Charting Progress on Pesticide Use and the Health Schools Act. California Public Interest Research Group Charitable Trust, San Francisco, CA. 40 pp. Available at <http://www.pesticidereform.org/resources/learningcurve/learningcurve.pdf>

Meklin T, Husman T, Pekkanen J, Hyvärinen A, Hirvonen M-R, Nevalainen A, 2002. Effects of moisture damage repair on microbial exposure and health effects in schools. *Proceedings of the 9th International Conference on Indoor Air Quality and Climate*, Vol. 3, Monterey, CA, 416-420.

Minnesota Department of Health, 2001. Recommended Best Practices for Mold Investigations in Minnesota Schools. November 2001. St. Paul, MN. Available at <http://www.health.state.mn.us/divs/eh/indoorair/schools/schools.pdf>.

Minnesota Department of Health, 2003. Indoor Air Quality in Schools, all materials and links available at <http://www.health.state.mn.us/divs/eh/indoorair/schools/index.html>.

Montgomery County (MD), 1998. *Report of the Montgomery County Public Schools Indoor Air Quality Process Action Team*, March 1998.

Morrison GC, Nazaroff WW, 2002. Ozone interactions with carpet: secondary emissions of aldehydes. *Environ Sci Technol.* 36(10): 2185-92.

New York Healthy Schools Network, c/o Citizens' Environmental Coalition, 33 Central Ave., Albany, NY 12210, Phone: 518-962-4018.

New York City Department of Health, 2000. Guidelines on Assessment and Remediation of Fungi in Indoor Environments. Available at <http://www.ci.nyc.ny.us/html/doh/html/epi/moldrpt1.html>.

New York Regents Advisory Committee on Environmental Quality in Schools, 1994. *Report to the New York State Boards of Rents on the Environmental Quality of Schools.* Available from the State Education Dept., 89 Washington Ave., Albany, NY 12234 or the NY Healthy Schools Network



OEHHA (California Office of Environmental Health Hazard Assessment), 1992. *Expedited Cancer Potency Values and Proposed Regulatory Levels for Certain Proposition 65 Carcinogens*. OEHHA, Reproductive and Cancer Hazard Section, Oakland, CA. Available at <http://www.oehha.org/prop65/pdf/expcancer.pdf>

OEHHA (California Office of Environmental Health Hazard Assessment), 1999. Determination of Acute Reference Exposure Levels for Airborne Toxicants, Acute Toxicity Summary: Formaldehyde. OEHHA, Air Toxicology and Epidemiology Section, Oakland, CA. Available at [http://www.oehha.ca.gov/air/acute\\_rels/pdf/50000A.pdf](http://www.oehha.ca.gov/air/acute_rels/pdf/50000A.pdf).

OEHHA (California Office of Environmental Health Hazard Assessment), 2000. All Acute RELs Developed by OEHHA as of May 2000. OEHHA, Air Toxicology and Epidemiology Section, Oakland, CA. [http://www.oehha.ca.gov/air/acute\\_rels/index.html](http://www.oehha.ca.gov/air/acute_rels/index.html).

OEHHA (California Office of Environmental Health Hazard Assessment), 2001. All Chronic Reference Exposure Levels Adopted by OEHHA as of December 2001. Chronic Toxicity Summary, Formaldehyde. OEHHA, Air Toxicology and Epidemiology Section, Oakland, CA. Available at [http://www.oehha.ca.gov/air/chronic\\_rels/pdf/50000.pdf](http://www.oehha.ca.gov/air/chronic_rels/pdf/50000.pdf).

OEHHA (California Office of Environmental Health Hazard Assessment), 2002. All Chronic Reference Exposure Levels Adopted by OEHHA as of September 2002. OEHHA, Air Toxicology and Epidemiology Section, Oakland, CA. [http://www.oehha.ca.gov/air/chronic\\_rels/index.html](http://www.oehha.ca.gov/air/chronic_rels/index.html).

Persily AK, 2000. Status of the revision of ASHRAE Standard 62. *Proceedings of Healthy Buildings 2000*, August 6-10, Espoo, Finland, Vol. 2, p. 321-325. Available at <http://www.fire.nist.gov/bfrlpubs/build00/PDF/b00087.pdf>.

Petronella, SA, Thomas, R, Stone, JA, Goldblum, RM, Brooks, EG, 2002. Clearing the air: a model for investigating indoor air quality in Texas schools, *Proceedings of the 9<sup>th</sup> International Conference on Indoor Air Quality and Climate*, Vol. 2, Monterey, CA, 812-17.

Prill R, Blake D and Hales D, 2002. School indoor air quality assessment and program implementation. *Proceedings of Indoor Air 2002*, Vol. II: 824-829.

Ross ZA and Walker B, 1999. *Reading, Writing, and Risk; Air Pollution Inside California's Portable Classrooms*, Environmental Working Group, San Francisco, May 1999.

Samson RA, Hoekstra ES, Frisvad JC, Filtenborg O, 2000. *Introduction to Food- and Airborne Fungi*. 6<sup>th</sup> ed. Utrecht: Centraalbureau voor Schimmelcultures.

Sexton K, Liu KS, Petreas MX, 1986. Formaldehyde concentrations inside private residences: a mail-out approach to indoor air monitoring. *J Air Poll Control Assoc.* 36(6): 698-704.

Shendell DG, Winer AM, Colome SD, Stock TH, Zhang L, Zhang J, Maberti S, 2003. Air concentrations of VOCs in portable and traditional classrooms: Results of a pilot study in Los Angeles County. *J Expos Anal Environ Epi*, submitted for publication.

Smedje G and Norback D, 2000. New ventilation systems at select schools in Sweden—effects on asthma and exposure, *Arch Environ Health.* 55:18-25.

Southern California Edison, 1998. Rethinking the Portable Classroom: June 8 Charrette. Design and Engineering Services. 26 pp. plus appendices.

Southern California Edison, 2003. Design Charette (report in preparation).

State of California, 2000. Governor's Executive Order D-16-00, August. Retrieved January 17, 2003, from [www.governor.ca.gov/state/govsite/gov\\_homepage.jsp](http://www.governor.ca.gov/state/govsite/gov_homepage.jsp).

Taylor WR and Newacheck PW, 1992. Impact of asthma on health. *Pediatrics* 90: 657.

Texas Department of Health, 1998. *Texas Voluntary Guidelines for IAQ in Public Schools (draft)*. Texas Administrative Code 25 TAC §§ 2971-297.6. Issued November 24, 1997.

Torres, V, Sanders, M, Corsi, R, 2002. Texas elementary school indoor air study (TESIAS): overview and major findings. *Proceedings of the 9<sup>th</sup> International Conference on Indoor Air Quality and Climate*, Vol. 2, Monterey, CA, 80-85.

U.S. Department of Energy (DOE), 2003. National Best Practices Manual for High Performance Schools. Available at <http://www.eere.energy.gov/energysmartschools/pdfs/31545.pdf>

U.S. Environmental Protection Agency (EPA), 1987. Asbestos-Containing Materials in Schools; Final Rule. *Federal Register*: 52 FR 41826, October 30, 1987.

U.S. Environmental Protection Agency (EPA), 1993. *Radon Measurements in Schools - Revised edition*. EPA 402 R-92-014. Available at <http://www.epa.gov/iaq/schools/rnschmea.html>

U.S. Environmental Protection Agency (EPA), 1995. *IAQ Tools for Schools Kit* (402-K-95-001). Updated and available at <http://www.epa.gov/iaq/schools/tools4s2.html>

U.S. Environmental Protection Agency (EPA), 2000a. *DDT*. Persistent Bioaccumulative and Toxic (PBT) Chemical Program. <http://www.epa.gov/pbt/ddt.htm>.



U.S. Environmental Protection Agency (EPA), 2000b. *Aldrin/Dieldrin*. Persistent Bioaccumulative and Toxic (PBT) Chemical Program, <http://www.epa.gov/pbt/aldrin.htm>.

U.S. Environmental Protection Agency (EPA), 2001a. Lead, Identification of Dangerous Levels of Lead. 40 CFR, Part 745. Available at [http://www.epa.gov/lead/403\\_final.pdf](http://www.epa.gov/lead/403_final.pdf)

U.S. Environmental Protection Agency (EPA), 2001b. Mold Remediation in Schools and Commercial Buildings. Document EPA 402-K-01-001. Available at [http://www.epa.gov/iaq/molds/mold\\_remediation.html](http://www.epa.gov/iaq/molds/mold_remediation.html).

U.S. Environmental Protection Agency (EPA), 2002a. Managing Asthma in the School Environment. Available at <http://www.epa.gov/iaq/schools/asthma/ame-ame.htm>

U.S. Environmental Protection Agency (EPA), 2002b. Lindane RED Facts, EPA-738-F-02-011. [http://www.epa.gov/oppsrrd1/REDS/factsheets/lindane\\_fs.htm](http://www.epa.gov/oppsrrd1/REDS/factsheets/lindane_fs.htm).

U.S. Environmental Protection Agency (EPA), 2003. Indoor Air Quality and Student Performance. EPA 402-F-00-009, February 2003, revised draft. Available at <http://www.epa.gov/iaq/schools/performance.html>.

U.S. General Accounting Office (GAO), 1995 and 1996. *Conditions of America's Schools* (GAO/HEHS-95-61), *America's Schools Report Differing Conditions* (GAO/HEHS-96-103), and *Profiles of School Conditions by State* (GAO/HEHS-96-148). Available, 202-512-6000.

U.S. Green Building Council, 2003. Leadership in Energy & Environmental Design (LEED) Green Building Rating System™ for New Construction, Version 2.1. Available at [http://www.usgbc.org/LEED/LEED\\_main.asp](http://www.usgbc.org/LEED/LEED_main.asp).

Vermont Committee on Indoor Air Quality in Schools and State Buildings. 1999. *Draft Report of Subcommittee on School Buildings*, May 4, 1999. Available from the VT Department of Education.

Washington Department of Health, 1995. *School Indoor Air Quality Best Management Practices Manual*, Environmental Health Programs, February 1995.

Weschler CJ, 2000. Ozone in indoor environments: concentration and chemistry. *Indoor Air* 10(4): 269-88.

World Health Organization (WHO), 1999. *Guidelines for Community Noise*. Berglund B, Lindvall T, and Schwela D (ed.). Available at <http://www.who.int/peh/noise/guidelines2.html>.

Zhou JY, Liu KS and Waldman JM, 1998. Survey of Indoor Radon Concentrations in California Elementary Schools. CA Department of Health Services, May 1998.

**APPENDIX I**  
**LEGISLATIVE MANDATE**

## **HEALTH & SAFETY CODE § 39619.6**

The legislative mandate for the Portable Classroom Study is contained in the Health & Safety Code amendment contained in Section 11 of Assembly Bill 2872 (Shelley, 2000):

39619.6. (a) By June 30, 2002, the state board and the State Department of Health Services, in consultation with the State Department of Education, the Department of General Services, and the Office of Environmental Health Hazard Assessment, shall conduct a comprehensive study and review of the environmental health conditions in portable classrooms, as defined in subdivision (k) of Section 17070.15 of the Education Code.

(b) The state board and the department shall jointly coordinate the study, oversee data analysis and quality assurance, coordinate stakeholder participation, and prepare recommendations. The state board shall develop and oversee the contract for field work, air monitoring, and data analysis, and obtain equipment for the study. The department shall oversee the assessment of ventilation systems and practices and the evaluation of microbiological contaminants, and may provide laboratory analyses as needed.

(c) By August 31, 2000, the state board shall release a request for proposals for the field portion of the study. Field work shall begin not later than July 2001. The final report shall be completed on or before June 30, 2002, and shall be provided to the appropriate policy committees of the Legislature. The study of portable classrooms shall include all of the following:

- (1) Review of design and construction specifications, including those for ventilation systems.
- (2) Review of school maintenance practices, including the actual operation or non-operation of ventilation systems.
- (3) Assessment of indoor air quality.
- (4) Assessment of potential toxic contamination, including molds and other biological contaminants.

(d) The final report shall summarize the results of the study and review, and shall include recommendations to remedy and prevent unhealthful conditions found in portable classrooms, including the need for all of the following:

- (1) Modified design and construction standards, including ventilation specifications.
- (2) Emission limits for building materials and classroom furnishings.
- (3) Other mitigation actions to ensure the protection of children's health.

**APPENDIX II**  
**DHS PRE-SURVEY**

## **Survey of Portable Classrooms in California: Estimating Numbers and Ages for 2000-01**

California Department of Health Services  
Indoor Air Quality Section / Environmental Health Laboratory Branch  
2151 Berkeley Way, Berkeley, CA 94704

**June 2003**

### ***ABSTRACT***

*A survey of all California school districts was conducted to acquire information about classroom facilities. Data for over 90% of state public schools were collected, and the following estimates of numbers and ages were determined: all classrooms totaled 268,030, and the number of portables totaled 79,191 (29.5% of all) for the 2000-01 school year. Older portables (more than 15 y) and newer portables (5 y or less) totaled 27.9 % and 39.3% of all portables, respectively. Districts reported plans to acquire an additional ~5% (4100) portables during the year; this estimate is based on less complete data than for numbers and ages of portables. Elementary schools were found to have lower numbers of students per classroom, to more frequently have portables, and to use a higher proportion of portables, compared to middle and high schools. The state's largest districts' classrooms used portables at the same proportion as the statewide average. However, the portables used at the largest districts were more frequently older units (44% versus 28%). The largest districts appear to have growth rates higher than the state average, and planned portable purchases were projected at somewhat higher rates. Updated estimates need to be made more readily available in the future. Information on classroom facilities (e.g., numbers, ages, areas, chairs, etc.) should be included in a state inventory (similar to the CBEDS database).*

### **INTRODUCTION**

Public kindergarten to 12<sup>th</sup> grade (K-12) education in California functions within a complex system of local, county, state, and federal authorities, regulations, and funding. Individual schools operate within semi-autonomous school districts, which are administrated under locally elected school boards. Notwithstanding state or federal mandates or financial resources, all aspects of school function, including school facility management, are under local control and responsibility. Central bodies, such as the Department of Education, and funding agencies, such as the State Allocation Board, can dictate what schools should or should not do, and what funds they will or will not receive. However, it ultimately falls to the local school officials to fulfill these mandates or suffer the consequences. Under very rare circumstances, the county or state education agency can take over daily district operations.

The semi-autonomous organization of public K-12 education has led to gaps in the information available on public school facilities in California. While there are centralized state databases on the districts and schools with respect to enrollment, staffing, demographics, state funding, compliance with some regulations, and standardized test scores, at present, there is no centralized

database for public school facilities in the state. In the absence of this kind of database, there is no way to answer seemingly simple questions such as: How many portable classrooms are currently being used in the state? What is their age distribution? How many new portables are planned for purchase in a given year? And, what schools/districts use portables to a greater or lesser degree?

In mid-2000, the Department of Health Services (DHS) and the Air Resources Board started planning the California Portable Classrooms Study (PCS). The PCS was designed to enlist ~1000 schools in a mail survey, and ~70 schools for field study to investigate environmental conditions in portable classrooms as well as traditional classrooms. In order to extrapolate PCS results to statewide estimates of school conditions, information would be needed about how many (and which) schools had portables, as well as the total numbers of classrooms in the state. Hence, it was necessary to develop a survey instrument to query districts about portable classrooms at their schools. Sampling a subset of school districts would not have addressed the PCS planning goals, so a more labor-intensive “total enumeration method” was used. This pre-PCS (DHS) survey was conducted to acquire data to coincide with PCS Phase I (2000-01 school year).

## METHODS

DHS staff initiated a mail survey directed to all school districts listed in the California Department of Education (CDE) list of public school districts and schools, which includes mailing addresses and district contacts<sup>1</sup>. CDE uses a cataloging system for schools and district with CDS codes, for which unique numbers are given for each County, District, and School in the state. There are 58 counties, almost 1,100 districts, and more than 10,000 schools (active and closed), and their 2-, 5-, and 6-digit codes, respectively, are combined into the 13-digit CDS code. A new database was created in ACCESS with records for each district and each school in the state using their CDS codes. Schools showing no current enrollment, or no grades between K and 12<sup>th</sup> (e.g., community colleges) were excluded from our database. Demographic information was acquired from the CBEDS (California Basic Education Data System) demographic data files<sup>2</sup>.

District and school records were cross-referenced, and individual survey packets were generated for each district. Each district packet listed the individual schools for the district onto a data form. Survey packets included the data form with cover letter from the State Superintendent of Public Instruction, Ms. Delaine Eastin. Survey packets were mailed to district offices in late November 2000. Electronic files of the data form were supplied by DHS to the largest districts. Examples of the data form and letters are shown in the Appendix.

Table 1 lists the queried items requested on the survey form for each school within the district. The data form asked that a knowledgeable district staff person provide information “*as of November 1, 2000*,” for each school in the district. Portables were defined as relocatable classroom structures, generally factory manufactured and without foundations. The form asked

---

<sup>1</sup> **California Public School Directory, 2000.** available from CDE Press. Updated directories are available on-line at <http://www.cde.ca.gov/demographics/files/schoolname.htm>.

<sup>2</sup> Data files and additional information are available on-line at <http://www.cde.ca.gov/demographics/files/index.html>.

that the age be determined using the date of *manufacture*, not *delivery* date. Many districts contacted DHS for clarification, most often to determine whether or not to include units in non-instructional uses, e.g., teachers' lounges, bathrooms, offices, and storage, and staff was instructed to exclude these units.

**Table 1. Survey Form Queries Sent to Each School**

<ul style="list-style-type: none"> <li>➤ Total number of classrooms in use</li> <li>➤ Total number of portables in use as instructional classrooms             <ul style="list-style-type: none"> <li>• The number of portables <i>older</i> than 15 years (1985-86 or earlier)</li> <li>• The number of portables <i>newer</i> than 5 years (1995-96 or thereafter)</li> </ul> </li> <li>➤ Number of <u>additional</u> portables on order or planned for installation during 2000-01 school year.</li> </ul>
---

The responses to the initial survey packet were received from about 30% of districts by the due date (December 8, 2000). Follow-up letters and/or faxes were sent to non-responding districts in January, February, April, and May 2001 (see example in Appendix), and each time additional data forms were acquired. Additionally, phone calls were made to medium and large districts. The largest districts were provided an electronic version of the database to complete. In June 2001, the response rate was up to 75%, and a decision was made to continue querying non-responsive districts in the following school year. Forms sent in the Fall 2001 were modified to determine the numbers of portables *added* in 2000-01. Hence, data acquired from school districts in 2001-02 were adjusted to the base year (2000-01).

## RESULTS

The survey database included 1049 districts and 8554 individual schools. Enrollment in 2000-01 totaled just over 6 million (Table 2). More than 90% of districts provided information for the survey; these districts contained 92% of the state's schools and 94% of student enrollment (Table 3). Some responses were incomplete, omitting entries for portable of older/younger ages and/or new portables planned for the next school year, and the rates for these items are somewhat lower.

**Table 2. California Public School Student Enrollment and Number of Teachers**

	<u>1999-2000</u>	<u>2000-01</u>	<u>2001-02</u>	<u>2002-03</u>
Students	5,940,976	6,038,231	6,134,839	6,236,359
Teachers	290,547	297,277	300,032	n/a
<i>Source:</i> CBEDS Aggregated Data Files: "Enrollment by school" (enrsch**) and "Teacher by school": (tchrd**).				

**Table 3. Response Rates for Classroom Survey Forms**

	Any response (%)	Portable Classrooms (%)	Old vs. Young Portables (%)	New Portables planned (%)
Districts	90.2	-	-	-
Schools	92.3	91.9	89.2	65.1
Enrollment	94.0	93.7	91.3	61.5

Using the data provided for each school, number totals for each item were tabulated. Totals were then adjusted using the enrollment response rates. That is, estimates of statewide totals were determined by taking the data provided for schools reporting, then scaling it upward, proportional to the *enrollment* of responding schools (i.e., dividing by the response rate). For classrooms numbers and the number older/younger portables, the adjustment is small (e.g.,  $1/0.94 = 1.064$  or +6% adjustment). Estimates of new portables planned have greater uncertainties, since the adjustment for missing schools is higher (+60%).

For 2000-01, DHS estimated there were 268,000 classrooms in use at the state’s public schools (Table 4). The statewide average classroom occupancy was about 22 students per classroom. Actual occupancies cover a wide range, from the mandated 20 or less for K-3 grades in elementary schools to 30 or more students in some middle and high schools. About one-third of the total classrooms – almost 80 thousand– were portables used for instruction in California public schools. A small fraction of schools, under 13%, had no portables at all.

**Table 4. Estimates of Classroom Numbers and Age for 2000-01**

	Number	Note
All classrooms:	268,030	21.8 students per classroom
Portable classrooms:		
All	79,191	29.5 % of all classrooms
Older (more than 15 y)	22,061	27.9 % of all portables
Newer (5 y or less)	31,126	39.3 % of all portables
New Portables planned (for 2001)	4,109	5.2 % of current portables

**School Type.** Most schools in California house a standard subset of K-12 grades as follows: Elementary – K - 5<sup>th</sup>, Middle – 6<sup>th</sup> to 8<sup>th</sup>, and High – 9<sup>th</sup> to 12<sup>th</sup> grades. Some schools use less standard grade ranges, and notwithstanding their CDE designation, these were categorized as above or as follows: “Lower” – K to 8<sup>th</sup>; “Upper” – 7<sup>th</sup> to 12<sup>th</sup>; and “All” – K to 12<sup>th</sup>. CDE designates some schools as “alternative” or “continuation,” and these were parsed according to their grade levels as given in CBEDS. The numbers and total enrolment for each school type are given in Table 5.

The average number of students per classroom was higher in middle and high schools than elementary and “lower” grade schools (22-24 versus 19-21 students per classroom). Classrooms at K-12 (“All”) schools were the most crowded on average (29 students per classroom). Similarly, middle and high schools contained proportionally fewer portable classrooms than elementary schools and “lower” grade schools (~22% versus 35%). Portables were used more frequently at schools containing “All” grades (39%) and “Upper” grades (42%). While elementary schools used almost twice the proportion of portables than middle and high schools, the fraction of schools with at least one portable classroom was relative close (93% versus 82%).

**Classroom Age.** A large proportion of portable classrooms (39%) were manufactured in 1996 or later, while almost 28% were built before 1985. School districts anticipated purchasing more than 4000 new portable classroom units for 2001-02, which represented about a 5% growth in numbers (although how many units were planned for “retirement” was not determined).



**Table 5. School, Enrollment, and Classroom Data by School Type for 2000-01**

School Type (by grade levels)							
	Elementary (K to 5)	Middle (6 to 8)	High (9 to 12)	“Lower” (K to 8)	“Upper” (7 to 12)	“All” (K to 12)	All schools
<b># Schools</b>							
Schools	55.8%	14.3%	17.7%	7.3%	1.8%	3.1%	8,554
% w/portables	92.7%	83.7%	80.9%	73.0%	66.9%	71.6%	87.4%
<b>Enrollment</b>							
Students	48.5%	18.3%	27.4%	3.6%	0.4%	1.8%	6,007,002
% at schools with portables	95.7%	86.7%	91.0%	87.0%	80.0%	77.0%	92.2%
Students per classroom	21.1	24.1	22.4	19.4	16.5	29.0	21.8
<b>Classrooms</b>							
Total	51.6%	16.9%	25.6%	4.2%	0.4%	1.5%	268,030
Portables	60.9%	13.1%	18.7%	4.9%	0.5%	1.9%	79,191
% portables	34.8%	22.8%	21.6%	34.6%	42.4%	38.6%	29.5%

In the Portable Classroom Study (PCS), school and classroom age distributions were estimated from data for ~500 schools, weighted for the sampling frame and response rates. The respective age distributions are given in Table 6. The age distribution of traditional classrooms is very similar to the schools, while portable classrooms are characteristically younger. The data indicate that about 11% of traditional classrooms were added in expansion projects at older schools in recent years. Compare this to the more than 40% of portable classrooms added in the prior 10 years.

**Table 6. Classroom & School Age Distribution (in Spring 2001)**

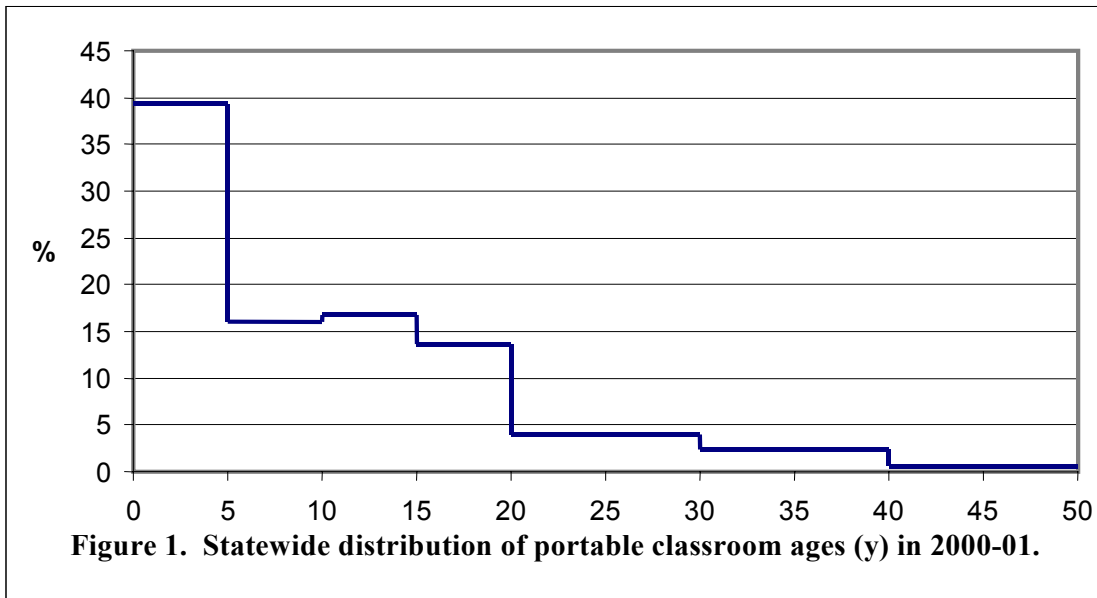
Age Range	Portable	Traditional	Schools
0 to 3 y	22.6%	5.2%	11.0%
4 to 5 y	18.6%	1.8%	
6 to 10 y	14.1%	5.5%	
11 to 15 y	22.1%	7.6%	7.3%
16 to 20 y	8.4%	1.7%	
21 to 30 y	8.0%	18.8%	10.9%
31 to 40 y	4.9%	18.0%	22.0%
41+ y	1.3%	41.4%	48.7%

**Source:** California Portable Classrooms Study Phase I: Mailed Survey. Final Report (Appendix D). Prepared by Research Triangle Institute, RTP, NC. Contract No. 00-3017, March 2003.

The Pre-PCS study data is likely to be more accurate than the PCS data, because it used nearly complete enumeration, while the PCS used stratified sampling and acquired data for <10% of schools and <1% of classrooms. Nonetheless, while the Pre-PCS study used fewer age categories, the two studies are in close agreement regarding portable classroom age distribution:

<u>Age Range</u>	<u>DHS survey</u>	<u>PCS survey</u>
0 to 5 y	39%	41%
6 to 15 y	33%	36%
16+ y	28%	23%

Using the PCS data set to interpolate mid-range values, the statewide distribution for portable classroom age can be estimated for 2001 (Figure 1). More than half of all portable classrooms (in 2001) were 10 years or younger, while over 11,000 portables (14%) were 20 years or older. Statewide, almost 5,000 portables being used as classroom were 30 years or older.



**Largest Districts.** Data for the state’s largest districts are given in Table 7. These 20 districts contain 29% of the state’s public school enrollment and 23% of the schools. Collectively, their enrollment growth rate was greater than statewide average (0.9% versus 0.3%). Six districts grew over 2% between school years. The largest districts’ classrooms were somewhat more crowded (22.5 versus 21.8 students per classroom) and used portables at the same proportion as the statewide average (~30%). Notably, the portables used at the largest districts were frequently older units (44% versus 28%), and fewer of their portables were newer units (27% versus 39%). Information on “planned to purchase” portables was incomplete; the weighted mean for the districts providing data (n=6) was 7.7%, compared to 5.2% statewide. Subsequent to the 2000-01 survey, Los Angeles Unified reported purchasing 245 portables in 2001-02 or a ~3% increase per year.

**Table 7. Data for 20 Largest School Districts in California (2000-01)**

Rank	District	County	2000-01 Enrollment	Growth Rate <sup>a</sup>	# Schools	Average Students <sup>b</sup> per Classroom	# All Classrooms	Portables as % All	As % of Portables		
									Older	Newer	Planned
1	Los Angeles Unified	Los Angeles	720,534	1.7%	655	23.1	28,493	29.2%	63.5%	20.5%	n/a
2	San Diego City Unified	San Diego	140,328	-0.6%	175	19.8	7,043	34.9%	53.4%	37.0%	n/a
3	Long Beach Unified	Los Angeles	93,235	2.5%	85	21.0	4,268	28.8%	15.5%	61.7%	n/a
4	Fresno Unified	Fresno	77,588	1.3%	94	21.7	3,433	37.7%	17.4%	19.2%	n/a
5	San Francisco Unified	San Francisco	59,979	-2.4%	113	17.6	3,500	8.4%	N/a	n/a	n/a
6	Santa Ana Unified	Orange	59,837	-1.1%	50	24.5	2,527	31.4%	n/a	n/a	n/a
7	Oakland Unified	Alameda	54,264	-4.2%	92	23.3	2,262	29.1%	67.4%	35.3%	17.9%
8	Sacramento City Unified	Sacramento	53,693	0.9%	79	18.7	2,752	38.7%	38.8%	35.6%	n/a
9	San Juan Unified	Sacramento	50,167	2.0%	83	19.9	2,433	21.2%	42.6%	27.6%	n/a
10	Garden Grove Unified	Orange	48,742	1.6%	65	25.0	1,926	21.0%	27.5%	48.3%	n/a
11	San Bernardino City Unified	San Bernardino	52,031	0.5%	62	26.2	1,911	37.9%	45.5%	54.2%	n/a
12	Capistrano Unified	Orange	40,913	-2.7%	39	21.8	1,790	37.4%	24.3%	21.3%	6.3%
13	Elk Grove Unified	Sacramento	46,090	4.5%	50	26.0	1,723	54.6%	21.5%	20.7%	n/a
14	Riverside Unified	Riverside	38,124	4.1%	44	26.6	1,621	31.5%	8.2%	28.4%	2.0%
15	Mt. Diablo Unified	Contra Costa	36,614	0.3%	54	19.9	1,777	18.7%	86.3%	7.0%	n/a
16	Stockton City Unified	San Joaquin	37,322	2.9%	44	22.4	1,607	34.9%	18.7%	35.7%	2.9%
17	Saddleback Valley Unified	Orange	35,199	-0.2%	37	23.1	1,569	24.9%	12.0%	56.3%	-
18	Montebello Unified	Los Angeles	34,794	0.7%	28	25.2	1,350	37.0%	48.3%	21.4%	2.6%
19	Fontana Unified	San Bernardino	37,244	3.1%	34	25.4	1,440	35.3%	3.3%	34.0%	9.8%
20	West Contra Costa Unified	Contra Costa	34,499	-4.6%	59	21.1	1,650	26.1%	44.6%	32.7%	-
	<b>LARGEST DISTRICTS</b>		1,751,197	0.9%	1,942	22.5	75,076	30.1%	44.3%	27.0%	7.7%
	<b>ALL DISTRICTS</b>		6,007,002	0.3%	8,554	21.8	268,030	29.5%	27.9%	39.3%	5.2%

a. Enrollment increase from 2000-01 to 2001-02  
b. District-wide average of school values

## **SUMMARY**

When planning for the PCS commenced, no statewide inventory of portable classrooms existed. A labor-intensive enumeration method was used to survey all California school districts specifically about classroom facilities. Data for over 90% of state public schools were collected, and estimates were determined of the number of all classrooms and portable classrooms as follows: all classrooms totaled 268,030, and the number of portables totaled 79,191 (29.5% of all) for the 2000-01 school year. Older portables (more than 15 y) and newer portables (5 y or less) totaled 27.9 % and 39.3% of all portables, respectively. Districts reported plans to acquire an additional ~5% (4100) portables during the year; this estimate is based on less complete data than for numbers and ages of portables. Elementary schools were found to have fewer students per classroom, more likely to have portables, and use a higher proportion of portables, compared to middle and high schools. The state's largest districts' classrooms used portables at the same proportion as the statewide average. However, the portables used at the largest districts were more frequently older units (44% versus 28%). The largest districts appear to have growth rates higher than the state average, and planned portable purchases were projected at higher rates.

Construction and modernization of school facilities represent a substantial capital investment of state resources. Data on classroom facilities, including portable classrooms, should be collected routinely. It is needed for surveys of environmental conditions, as well as educational programs. These data are essential for long-range planning and to make informed policy decisions. Queries on classroom facilities (e.g., numbers, ages, areas, energy use, etc.) should be included in a state inventory system (similar to the CBEDS database), to ensure that this information is more readily available in the future.

**Appendix**

Portables Survey Form for ARB/DHS Study  
(template)

Draft Letter CDE Cover Letter to Survey Form  
(from Superintendent Delaine Eastin to District Superintendents)  
October 2000

Example of Follow-up Letters Sent to  
District Superintendents and District Facility Directors  
January 2001

**Portables Survey Form for ARB/DHS Study**

**Instructions:** Please fill out the short form below. For each school within your district as of **November 1, 2000**, list

- Total number of classrooms in use
- Total number of portables in use (i.e., portables are defined as relocatable classroom structures, generally factory manufactured and without foundations)
  - Number older than 15 years (1985-86 or earlier) *use the date of manufacture, not delivery date*
  - Number newer than 5 years (1995-96 or thereafter) *use the date of manufacture, not delivery date*
- Number of additional portables on order or planned for installation during 2000-01 school year.


Please complete and return the questionnaire with two weeks (no later than December 8, 2000). Send the completed form to **Portable Study, c/o DHS-EHLB, 2151 Berkeley Way, Berkeley, CA 94704** (label enclosed). If you have any questions or concerns regarding this survey, please contact DHS at 510-540-3427 or [portablestudy@cal-iaq.org](mailto:portablestudy@cal-iaq.org).

Thank you for your help.

---

School district: (Filled by DHS) County: (Filled by DHS)  
 Name of the respondent: \_\_\_\_\_ Title: \_\_\_\_\_  
 Phone number: \_\_\_\_\_ FAX: \_\_\_\_\_  
 Email: \_\_\_\_\_ Date: \_\_\_\_\_

School	CDS_CODE	Total # classrooms in each school	As of November 1, 2000)			
			Total # portable classrooms	# older than 15 yr. <sup>C</sup>	# newer than 5 yr.	Add'l # planned in 2000-01
(filled by DHS)	(filled by DHS)					
(filled by DHS)	(filled by DHS)					
(filled by DHS)	(filled by DHS)					
(filled by DHS)	(filled by DHS)					
(filled by DHS)	(filled by DHS)					
(filled by DHS)	(filled by DHS)					
(filled by DHS)	(filled by DHS)					
(filled by DHS)	(filled by DHS)					
(filled by DHS)	(filled by DHS)					
(filled by DHS)	(filled by DHS)					
(filled by DHS)	(filled by DHS)					
(filled by DHS)	(filled by DHS)					



**DELAINE EASTIN**  
State Superintendent of Public Instruction

November 20, 2000

Dear District and County Superintendents:

**Survey of Environmental Conditions in California's Portable Classrooms**

Your help is needed to improve the environmental conditions in schools for millions of California school children. As you may know, the state is facing rising concerns about environmental health conditions in California portable classrooms. Unfortunately, we lack sufficient information to determine whether publicized cases are isolated occurrences or system-wide problems.

To address these concerns, the State Air Resources Board (ARB) and Department of Health Services (DHS) are conducting a statewide study to better understand the key issues and to serve as the basis for administrative solutions to remedy systemic problems. AB 2872 (Shelley), passed by the Legislature and signed by the Governor in the 2000 legislation session requires "a comprehensive study and review of the environmental health conditions in portable classrooms" to be conducted by June 30, 2002 by ARB and DHS, with cooperation from my department and other key agencies. The findings from this study will form the primary basis for recommendations that ARB and DHS must make to the Governor and the Legislature regarding ways to "...remedy and prevent unhealthful conditions found in portable classrooms."

**These recommendations will help shape future program and funding decisions at the state level.**

The enclosed survey form is the first step in carrying out this study. The survey form is designed to require minimal effort on the part of your staff. Please direct this form to the key person on your staff who is responsible for classroom facilities. If you have any questions about this survey, please contact Dr. Jed Waldman at DHS (510-540-2469). You can find further information at the DHS web site: <http://www.arb.ca.gov/research/indoor/pcs/pcs.htm>.

*Your prompt response to this request is sincerely appreciated since a good response is essential for the success of the ARB/DHS Portable Classrooms Study.*

Sincerely,

DELAINE EASTIN  
State Superintendent of Public Instruction

DE:db

Enclosure

cc: Jed Waldman, Chief, Indoor Air Quality Program, California Department of Health Services  
Peggy Jenkins, Manager, Indoor Exposure Assessment Program, California Air Resources Board

State of California-Health and Human Services Agency

GRAY DAVIS, Governor

**DEPARTMENT OF HEALTH SERVICES**

**Indoor Air Quality Section, Jed M. Waldman, Ph.D., Chief**

Environmental Health Laboratory Branch

2151 Berkeley Way • Berkeley, CA 94704

510-540-2469 • FAX: 510-540-3022

E-mail: [Jwaldman@dhs.ca.gov](mailto:Jwaldman@dhs.ca.gov)



**January 4, 2001**

Dear Superintendent:

**FOLLOW-UP – Survey of Environmental Conditions in California’s Portable Classrooms**

In November 2000, your office was sent a letter from **Delaine Eastin, State Superintendent of Public Instruction**, asking your help in completing a statewide survey on portable classrooms. With her letter (enclosed) was a survey form for your district.

**The survey form for your district has not been received at this time.** The form was designed to require minimal effort on the part of your staff. It is important that we receive this information as soon as possible. Please contact my office and let us know whether:

- You already sent us the form;
- You did not receive the letter and form (or are unable to locate them);
- You would like to receive the form in electronic format (EXCEL); or
- You need assistance or guidance in completing the survey.

**You can reach me or my staff at 510-540-2469 or [Portablestudy@CAL-IAQ.org](mailto:Portablestudy@CAL-IAQ.org). Completed forms should be sent to “Portables Study, CDHS-EHLB, 2151 Berkeley Way, Berkeley, CA 94704”.**

This survey is part of a joint study by the State Air Resources Board and Department of Health Services, sponsored by Governor Davis and supported by the Legislature in the 2000 session (Chapter 144). As stated in Delaine Eastin’s letter, the findings from this study will form the primary basis for recommendations that ARB and DHS must make to the Governor and the Legislature. These recommendations will help shape future program and funding decisions at the State level. Further information about the study can be found on the web:

<http://www.arb.ca.gov/research/indoor/pcs/pcs.htm>.

***Your prompt response to this request is essential for the success of the ARB/DHS Portable Classrooms Study.***

Sincerely yours,

Jed Waldman, Ph.D., Chief  
Indoor Air Quality Program

Enclosure

cc: Peggy Jenkins, California Air Resources Board

Duwayne Brooks, School Facilities Planning Division, California Department of Education



**APPENDIX III**  
**RTI-ARB-DHS PROJECT EXECUTIVE SUMMARY**

**CALIFORNIA PORTABLE CLASSROOMS STUDY  
PROJECT EXECUTIVE SUMMARY**

**FINAL REPORT, VOLUME III  
CONTRACT NO. 00-317**

**PREPARED BY:**

**RTI International  
3040 Cornwallis Road  
Research Triangle Park, NC 27709**

**California Air Resources Board  
Research Division  
1001 I Street  
Sacramento, CA 95814**

**and**

**California Department of Health Services  
Environmental Health Laboratory  
Indoor Air Quality Section  
2151 Berkeley Way  
Berkeley, CA 94704**

**May 2003**

# PROJECT EXECUTIVE SUMMARY

## California Portable Classrooms Study

### Background

The California Portable Classrooms Study (PCS) was conducted to address concerns raised regarding environmental conditions in California's portable classrooms. The objective of the study was to examine environmental health conditions, especially those related to indoor air quality and health risks, in K-12 portable classrooms in California. These environmental conditions included levels of airborne chemicals; the presence of potential pollutant sources; the performance of heating, ventilating, and air-conditioning systems; factors such as light, noise, temperature, and relative humidity; the presence of mold and other biological contaminants; and pollutant and allergen levels in floor dust.

Concerns over indoor environmental quality in California's schools have been raised by scientists, government agencies, school administrators, and environmental health groups, as the demand for classrooms resulted in increased reliance on portable classrooms. Population growth, class-size reduction programs, and fiscal limitations have driven this increase. Schools have primarily met the increased demand for classrooms by using portable classrooms because, relative to traditional classrooms, they are more economical and can be obtained more quickly. Additionally, until 1998 new schools were required to be designed to include 30% portable classrooms.

A mail survey to all school districts conducted by DHS in Fall, 2000, indicated that 85 percent of K-12 public schools had at least one portable classroom at that time, and that about 80,000 portable classrooms were in use statewide, totaling about one-third of all California classrooms. These portable classrooms ranged in age from less than one year old to over 40 years old.

Problems previously reported in portable classrooms included elevated levels of formaldehyde and some other VOCs, microbial growth, odors, uncomfortable temperatures, excessive noise, and excessive use of pesticides. Such problems were attributed to the use of pollutant-emitting materials, products, or equipment in or near buildings; inadequate or deferred maintenance; and poorly designed and noisy HVAC systems. Outdoor factors such as improper water drainage under the units and proximity to busy roadways used by diesel-fueled vehicles also were of concern.

Some of the contaminants and conditions found in classrooms are known to trigger allergy symptoms and asthma attacks in sensitive individuals; irritate mucous membranes in the eyes, nose and throat; cause respiratory infections or headaches; and contribute to the development of cancer. Some contaminants identified in problem classrooms have been listed as Toxic Air Contaminants by the ARB, or listed on California's Proposition 65 list of substances of known or suspected carcinogens and reproductive toxicants.

In light of the concerns raised, the California Air Resources Board (ARB) and Department of Health Services (DHS) requested funding in the 2000-2001 State budget to jointly conduct a comprehensive study of the environmental health conditions in portable classrooms. The State Legislature approved the request, and specified milestones and requirements in Assembly Bill 2872, Shelley (California Health and Safety Code [HSC] Section 39619.6). The Legislature also required that ARB and DHS develop recommendations regarding ways to "...remedy and prevent unhealthful conditions found in portable classrooms..." (AB 2872). The study was endorsed by the Superintendent of Public Instruction, Ms. Delaine Eastin.

The PCS consists of two major phases, conducted in sequence. Phase I was a mailed survey in which questionnaires and passive formaldehyde monitors were sent to a randomly selected sample of all public schools with at least one portable classroom in the spring of 2001. Phase II was a field study with a wide array of environmental measurements obtained in 201 classrooms at 67 schools statewide, from October 2001 through February 2002. Both portable and traditional classrooms were studied in both phases.

Results from this study will be used by ARB, DHS, and other stakeholders to assess the potential for adverse health impacts from environmental conditions and toxic pollutants that may be present in portable classrooms, as well as conditions considered to be outside the normal limits of comfort. They will be used to help identify sources and factors that may lead to unacceptable conditions, and provide direction for actions that can be taken to remedy or prevent any unhealthful conditions found.

This project summary provides a brief overview of the methods, results, conclusions, and recommendations documented in the two separate reports for Phase I and Phase II of the California Portable Classrooms Study.

## **Methods**

The sampling approach for this study was designed to provide approximately equal probabilities of selection for all public schools in California with at least one portable classroom in spring 2001. The sample was drawn using the California Public School Directory 2000, which was published by the California Department of Education Press. DHS staff sorted this frame by county/district/school code and selected a 1-in-7 systematic sample from the sorted frame. The result was a sample of 1,216 schools that was stratified by county and district. DHS then conducted a preliminary survey of the resulting school districts and eliminated 177 schools that did not have any portable classrooms. These schools were deleted from further consideration for the PCS, leaving 1,039 eligible schools for inclusion in Phase I.

Two questionnaires, a Facilities Questionnaire (FQ) and a Teacher Questionnaire (TQ), were collaboratively created by ARB and DHS. These questionnaires included questions based in part on input from public, industry, and government agencies obtained during public workshops held across the state. The questionnaires were used during both phases of the study to obtain information from facility managers and teachers about the environmental quality conditions and complaints at the sampled schools. The FQ provided school-level and classrooms-level information on the physical conditions, operation, and maintenance of building

facilities. The TQ provided classroom-level information, including information on the presence of potential pollutant sources.

The Phase I study was conducted in the spring of 2001 with data receipt continuing to a limited extent through the summer of 2001. Facility managers provided school-level data (n = 384) and classroom-level data (n=1,133), via the FQ. A total of 1,181 teachers provided additional classroom level data via the TQ. The classroom data were collected for three classrooms—usually two portable classrooms and one traditional classroom—at each school. Additionally, for a sub-sample of the classrooms, passive formaldehyde samplers (small glass tubes) were mailed along with the survey materials for deployment in the classrooms. They were placed in the classrooms for approximately 10 days to collect indoor air samples that were analyzed to determine formaldehyde concentrations. Valid indoor air formaldehyde concentration data were obtained for 911 classrooms (644 portable and 267 traditional) from 320 schools. Prior to mailing the samplers, ARB conducted tests to confirm the utility of the samplers for this study. Working with the manufacturer, ARB developed approaches that improved the sensitivity and precision of the samplers, which had been used in previous mail surveys by DHS (Sexton et al., 1989; Liu et al., 1991). Analysis of the laboratory blanks resulted in an estimated detection limit of 6 ppb for the Phase I study. Analysis of the duplicate samples verified that precision was good (10% to 15% median RSD).

Phase II was a monitoring field study of environmental conditions in a smaller probability sample selected from all schools with at least one portable classroom both in the spring of 2001 and in the 2001-02 school year. Of 81 eligible schools in the Phase II sample, both questionnaire and environmental monitoring data were obtained for 67 schools and 201 classrooms. Of the 67 schools, fourteen schools were specially selected into the Phase II sample based on their Phase I results (high complaints of environmental problems or high formaldehyde levels), to help determine whether classrooms with apparent or reported problems actually had serious environmental problems. The Phase II study was conducted from October 2001 through February 2002. It utilized a probability-based sample of California public schools (and random selection of classrooms within the schools) having one or more portable classrooms. The sample of schools selected for the Phase II survey is statistically representative of all California public schools that had portable classrooms in both the spring and fall of 2001.

In the Phase II study, both school-level and classroom-level data were obtained. Consistent with the Phase I approach, classroom data were collected for three classrooms per school, usually two portable classrooms and one traditional classroom. Field technicians inspected the HVAC system and building interiors and exteriors. Various types of data were collected at each participating school including:

- Questionnaire and checklist data: (1) Facilities Questionnaire II, (2) Consultation with Facilities and HVAC Managers (Part 2); (3) Teacher Questionnaire II; (4) Classroom Form; (5) Consultation with Facilities and HVAC Managers (Part 1); and (6) an HVAC Assessment Checklist and School Characteristics data form.
- Environmental and biological measurements: Sampling in occupied classrooms was conducted during one school day at each school, with samplers set up in the morning prior to

arrival of students, and removed at the end of the day. HVAC testing, noise measurements, and sampling for culturable airborne organisms were conducted during lunch breaks (see Table PES-1). Environmental samples were stored on ice and shipped weekly by overnight delivery.

- Field QC samples: Field QC checks were performed before and after sampling. Field blanks and controls were each collected at a 5% rate. Field duplicates were collected for indoor air pollen and spores, aldehydes, VOCs, and dust. Precision (measured as % RSD--relative standard deviation) averaged 10% or less across the sample types.

**Table PES-1. Summary of Environmental and Biological Samples**

Sample	Classroom Air	Outdoor Air	Floor Dust	Comments
<b><i>Airborne</i></b>				
Carbonyls	X	X		13 Aldehydes, including formaldehyde
VOCs*	X	X		9 VOCs, including benzene, toluene, xylenes, chlorinated hydrocarbons
Pollens & Spores	X	X		22 pollen and fungi species possible
Culturable microorganisms	X	X		Specially selected schools only
Particle counts	X	X		2 cut points: <2.5 and <10 : m
<b><i>Floor Dust</i></b>				
Pesticides			X	20 studied
Metals			X	18 including Lead
PAHs			X	16 studied
Allergens			X	5 (cat, dog, 2 dust mite, cockroach)
<b><i>Environmental</i></b>				
CO <sub>2</sub>	X	X		continuous
Temperature Rel. Humidity	X	X		continuous
Noise	X	X		Unoccupied classroom measurements
Light	X			3 locations in room
Moisture	X			Walls, floor, and ceiling

\*Half the schools were selected for VOC monitoring.

## **Results**

The estimated number of K-12 public classrooms in California in the 2000-2001 school year was about 268,000, and about one-third of those (80,000) were portable classrooms based on the DHS preliminary survey. The target population of K-12 public schools with one or more portable classroom was estimated to consist of 230,000 classrooms, 37% of which are estimated to be portable classrooms.

To fulfill the objectives of the study, questionnaire responses, observations, and measurements of indoor pollutant levels, ventilation conditions, noise and lighting levels were characterized, and comparisons to environmental standards and guidelines, and comparisons between portable and traditional classrooms were made. Also, associations between indoor environmental conditions and building factors such as age, building material types and ventilation factors were explored.

### ***Response Rates***

#### **Phase I**

There were 1,181 completed Teacher Questionnaires from the 2856 mailed, and 384 completed Facilities Questionnaires from the 952 sampled schools. Valid indoor air formaldehyde concentration data were obtained for 911 classrooms. Response rates between 40 and 45% (for questionnaires and formaldehyde monitoring) were obtained for school-level responses. However, for schools that responded, response rates of about 95% were obtained at the classroom level for the teacher questionnaires and for school deployment of the formaldehyde samplers, suggesting a strong interest by the participating schools. The overall response rates of 40-45% are considered good for mail surveys.

#### **Phase II**

Questionnaire data and environmental monitoring data were successfully collected in 67 of 81 sample schools, resulting in an overall weighted school-level response rate of 83%. Such a response rate for school-level participation in Phase II of this study is quite good and limits the possibility for nonresponse bias to seriously affect the results. The Phase II response was successful because of additional steps taken to achieve good participation: recruitment began early in the school year, permission was obtained from superintendents before contacting principals, and three experienced staff members made repeated recruitment calls to superintendents and principals.

### ***Phase I Results***

#### **School Characteristics and Maintenance Practices**

The sample consisted largely of elementary schools (59% of the total), schools in suburban areas (74%), and schools more than 30 years old (64%). About half of the schools had

55% or more of their students on Federal meal assistance (Bell, 2001), and about half spent at least the state-wide median of \$5500 per student each year (Edwards, 2001).

In the past year, facility managers received major complaints about environmental problems in classrooms--such as air quality, water leaks, and noise--in about half of the schools (52%). About one third (35%) of the facility managers were aware of the U.S. EPA's program for managing indoor air quality in schools (Tools for Schools), but only 11% of the facility managers used the program. About two-thirds of the facility managers (67%) reported keeping maintenance logs for the HVAC system, although all schools are required to keep such logs. About 5% of the facility managers reported never inspecting major components of the HVAC system, such as the outdoor air damper setting, condensate drain pan, and coils. About half of the schools (57%) swept, vacuumed, and dusted the classrooms five days a week.

### **Classroom Characteristics and Results**

In Phase I, significant differences in the reported building characteristics, environmental complaints, and teacher symptoms were found between portable classrooms and traditional classrooms. Portable classrooms were most often used at elementary schools, and typically for general instruction rather than laboratory, art, or other special classes. They were typically 600-1100 square feet in size (69% of the total). About 55% of the portables were 10 years old or newer.

As indicated in Table PES-2, portable classrooms were reported more frequently than traditionals ( $p \leq 0.10$ ) to have carpeted floors, vinyl tackable wallboard, pressed wood bookcases, suspended ceilings, and metal roofs. Traditional classrooms were located more often at high schools and middle schools, were used more often for special classes, had a larger floor area, and were older (only 19% were 10 years old or less).

**Table PES-2. Percent of Classrooms with Characteristics Noted, Phase I**

<b>Characteristic</b>	<b>Portables</b>	<b>Traditionals</b>	<b>All</b>
Carpeted floors	70.7	34.3	47.8
Vinyl tackable wallboard	78.6	28.4	47.0
Pressed wood bookcases	55.3	47.8	50.6
Suspended ceilings	86.5	62.4	71.6
Metal Roofs	54.2	15.0	29.5

The HVAC systems in portable classrooms were typically packaged wall units (81%) with thermostat control by teachers in the room (45%). Teachers reported opening the windows or exterior doors at least occasionally in about half the portable classrooms (58% and 42%, respectively). A high percentage (60%) of the teachers in portables turned off the HVAC system due to noise. About half the teachers (52%) reported disruptive noises in classrooms, and about



two thirds (64%) reported disruptive noises outside the portable classrooms. The above HVAC, window, and noise characteristics were reported less often ( $p \leq 0.05$ ) for traditional classrooms.

In Phase I, teachers reported on various factors that contribute to indoor environmental quality. As shown in Table PES-3, the most common pollutant source category reported for portable classrooms was paints and marker pens (97% of all portables), followed by glues and correction fluids, and laboratory chemicals and cleaning products. Less commonly reported pollutant sources included office equipment, pesticide ever used by the teacher, and construction in the classroom that year. Air fresheners, which may also indicate poor classroom air quality, were used in about 40% of the portable classrooms and about 30% of the traditional classrooms.

**Table PES-3. Selected Pollutant Source Categories Reported by Teachers (% yes)**

<b>Classroom Type</b>	<b>Paints, Marker Pens</b>	<b>Glues, Correction Fluids</b>	<b>Laboratory Chemicals, Cleaning Fluids</b>	<b>Pesticide Use<sup>a</sup></b>	<b>Construction in Classroom<sup>b</sup></b>	<b>Air Fresheners</b>
Portable	97 <sup>c</sup>	67	44	21	16	39 <sup>c</sup>
Traditional	91	66	52 <sup>d</sup>	24	14	31

- a. Similar proportions of facility managers reported that they had sprayed these rooms in the past year.
- b. During the school year the questionnaire was administered.
- c. Significantly greater ( $p \leq 0.05$ ).
- d. Significantly greater ( $p \leq 0.10$ ).

Traditional classrooms differed significantly from portable classrooms in some of these categories. Air fresheners, and paints and marker pens, were reported slightly less often in traditional classrooms ( $p \leq 0.05$ ). On the other hand, traditional classrooms had slightly more reports of the presence of laboratory chemicals ( $p \leq 0.10$ ).

With regard to moisture and mold indicators, over two-thirds (69%) of teachers in portable classrooms reported that they noticed musty odors at times. Less than half (43%) of these teachers reported current or previous leaks or floods in the room, the majority of the leaks coming from the roof (27% of all portables). Visible mold, either currently or previously, was reported by 11% of portable classroom teachers. For traditional classrooms, teachers reported the presence of musty odor less often (58%,  $p < 0.01$ ), but they reported previous flooding significantly more often (47%,  $p \leq 0.05$ ).

Teachers in portable classrooms were asked to characterize the general environment of their classroom. Nearly one-fourth of these teachers reported the temperature to be too hot (13%) or too cold (9%). Over one third of these teachers described the room air as too stuffy (38%). About one-third of the teachers in portable classrooms reported the lighting to be too dim (21%) or too bright (7%). Over one-seventh (13%) of these teachers rated the overall environmental quality of their classroom as poor. About one-third of the teachers (30%) in

portables preferred working in portable classrooms, and another third (35%) preferred traditional classrooms.

Compared to teachers in portable classrooms, the teachers in traditional classrooms reported fewer of the above problems with room air quality (especially stuffiness) and with lighting (especially dim conditions) ( $p \leq 0.01$ ). Temperature problems, especially excessive heat, were reported more frequently in traditional classrooms ( $p < 0.05$ ). Teachers in traditional classrooms less frequently rated their classroom environmental quality as poor ( $p \leq 0.10$ ). A much higher percentage of these teachers (84%) preferred working in traditional classrooms ( $p < 0.05$ ).

In portable classrooms, the frequencies of most types of odors—for example, new carpet or furniture, fresh paint, pesticide odors, vehicle exhaust, and trash/dumpster odors—reported by teachers ranged from about 5 to 15% of the classrooms. However, cleaning product odors were reported more frequently (31% of portables). In comparison to portable classrooms, teachers in traditional classrooms reported odors from new carpet and furniture significantly less often (9%). However, odors from cleaning products and fresh paint were reported significantly more often (41% and 15%, respectively).

### **Measurement Results**

In Phase I, valid indoor-air formaldehyde concentration data were obtained from 911 classrooms (320 schools). The mean formaldehyde levels were 32 ppb in portables, 24 ppb in traditional classrooms, and 27 ppb across all classrooms. Only about 3% of the classrooms had non-detectable concentration levels, i.e., less than 6 ppb. Thus, nearly all of the classrooms had indoor, 10-day average formaldehyde levels greater than typical outdoor levels in California (3 ppb), the Proposition 65 notification level equivalent for air (1.3 ppb), and the California Chronic Reference Exposure Level (REL) of 2.4 ppb for long-term exposure (ARB, 2001; OEHHA, 2002; OEHHA, 2001). The latter level is based on protecting sensitive individuals from nasal and eye irritation and nasal/upper airway injury resulting from long-term exposures.

The short-term health-based guidelines for formaldehyde in California are 27 ppb (Draft 8-hour Indoor REL) and 76 ppb (1-hour Acute REL) (Broadwin, 2000; OEHHA, 1999). These guidelines are designed to protect sensitive individuals against eye irritation and effects on the respiratory and immune systems resulting from acute, short-term exposures. The 10-day average levels of formaldehyde are designed as screening estimates, and do not directly compare to standards and guidelines based on shorter time periods. However, because they are longer-term averages, they are probably conservative estimates of 1- and 8-hour levels of formaldehyde reached in classrooms.

As can be seen in Table PES-4, the formaldehyde concentrations were significantly higher for portable classrooms than for traditional classrooms. For example, 50% of the portables had concentrations above 27 ppb, whereas only 29% of the traditional classrooms were higher than 27 ppb. Also, 4% of the portables had concentrations above 76 ppb, whereas only 0.4% of the traditional classrooms were higher than 76 ppb. When adjusted for classroom age, the difference between the two classroom types was only significant in the newer classrooms.

**Table PES-4. Phase I Formaldehyde Concentrations Compared to Health Guidelines**

	<b>All Rooms</b>	<b>Portable Classrooms</b>	<b>Traditional Classrooms</b>
% of Rooms > 27 ppb	36.9	50.3	29.0
% of Rooms > 76 ppb	1.8	4.0	0.4
Mean (ppb)	27	32	24

In Phase I, a number of factors appeared to be significantly ( $p < 0.05$ ) associated with high formaldehyde levels in classrooms. These include higher levels in:

- Newer classrooms
- The warmer season
- Rooms with pressed wood cabinets, new carpet and flooring
- Rooms with chemicals present
- Larger classrooms
- Southern California
- Rooms with new furnishing odor.

These results are consistent with prior studies that have found that formaldehyde is emitted at higher rates at higher temperature and humidity; is commonly emitted at high rates from certain pressed wood products (those made with urea-formaldehyde resins); and off-gases over time such that newer materials have higher emissions, and emissions decrease over months to years, depending on the characteristics of the particular material or product. (Kelly et al., 1999; Godish, 1989; Sexton et al., 1989; National Research Council, 1981)

### ***Phase II Results***

Like the Phase I results, both school-level and classroom-level information was obtained in Phase II. Additionally, Phase II included classroom and HVAC inspections and extensive environmental measurements.

#### **School Characteristics and Maintenance Practices**

The following *school* characteristics for the total California population of schools were identified:

- The schools are mostly suburban, elementary schools;
- Many of the schools (40.1%) have 30 or fewer total classrooms, but 4.4% are estimated to have over 30 portable classrooms.
- Most schools (87.9%) perform regular HVAC inspection and maintenance.
- About half of the schools (58.7%) keep HVAC Maintenance Logs, which are required by State regulations.

- Many of the schools (41.7%) are aware of EPA’s Tools for Schools program, but few (18.7%) use this program.

These results are consistent with the Phase I findings, except that the awareness and use of the EPA’s Tools for Schools program was slightly higher in Phase II.

### **Classroom Characteristics and Results**

The following general characteristics relate to the total California target population of *classrooms*:

- The classrooms are mostly in suburban schools (75.5% suburban, 17.8% urban, and 6.6% rural).
- The classrooms are mostly in elementary schools (59.0% elementary, 22.9% middle, and 18.1% high school, based on the highest grade offered).

These results are comparable to those observed in Phase I of the study.

### ***Physical and Environmental Characteristics***

Similar to Phase I results, portable classrooms usually were newer than traditional classrooms (29.1 percent versus 83.4 percent over 15 years old). Similarly, as shown in Table PES-5, portable classrooms more often had carpet or rugs on the floor, vinyl tackable wallboard, fiber/particle board or plywood walls, and pressed wood bookcases in the room. All of these materials are possible sources of formaldehyde, and some other VOCs. In addition, portable classrooms were again more likely to have a metal roof (28.5% versus 2.5%) and to have water stains on the floor (18.1% versus 2.0%); however, portable classrooms were more likely to have carpets, so would be more likely to have water stains on a carpeted floor.

**Table PES-5. Percent of Classrooms with Characteristics Noted, Phase II**

<b>Characteristic</b>	<b>Portables</b>	<b>Traditionals</b>	<b>All</b>
Carpeted floors	82.0	62.9	69.7
Vinyl tackable wallboard	36.5	16.4	23.5
Pressed wood bookcases	73.1	49.8	58.2
Metal Roofs	28.5	2.5	12.1

The estimated distribution of the height of the foundation skirt for portable classrooms is as follows: 42.6% are less than 2” above the ground, 22.2% are from 2” to 12” above ground, and 35.2% are over 12”. Foundation skirts close to the ground have been reported to be more

susceptible to surface water contact and wicking of water up wall materials, resulting in mold and moisture problems.

Phase II provided more in-depth information about HVAC characteristics and comfort indicators:

***Ventilation / HVAC***

- The mean difference in outdoor air flow, total supply air, and HVAC age were not significantly different between portable and traditional classrooms.
- Teachers were more likely to turn off the HVAC system due to high noise levels in portable classrooms (68.3% versus 42.2%), HVAC systems were generally wall mounted in portable classrooms (79.8% versus 9.3%) and electricity-based (94.6% versus 76.9%);
- The air filter for the HVAC unit in portable classrooms was more likely than traditional to have a light or medium loading of dirt.
- During the Phase II inspections, portable classroom HVAC units were less likely to have clean condensate drain pans and lines (30.0 versus 56.7%), and were more likely to fail the “drain test” used by the inspector to test for blockage (58.5 versus 12.4%).
- Also, the air intake was blocked on the air handling units more often for portable classrooms than for traditional classrooms (10.8% versus 2.7%).

As can be seen in Table PES-6, both portable and traditional classrooms had school-day average concentrations of carbon dioxide (CO<sub>2</sub>) greater than 1000 ppm, and both classroom types had one-hour average CO<sub>2</sub> levels above 1000 ppm for about 40% of the school day. Both classroom types had one-hour average CO<sub>2</sub> levels above 2000 ppm for about 10% of the school day. These results indicate insufficient ventilation in a substantial portion of California classrooms.

**Table PES-6. CO<sub>2</sub> Levels as an Indicator of Ventilation Sufficiency**

	<b>Portable</b>	<b>Traditional</b>	<b>All</b>
mean ppm across school day	1064	1074	1070
% with one-hour average above 1000 ppm (mean)	42.1	43.2	42.8
% with one-hour average above 2000 ppm (mean)	9.2	10.1	9.8

***Lighting***

The mean light intensity in the center of the classroom was significantly lower for portable classrooms (55.7 foot-candles [f-c]) than for traditional classrooms (65.2 f-c). A total of

8.8% of the portable classrooms and 4.4% of the traditional classrooms failed to meet the Illuminating Engineering Society of North America's (IESNA, 2000) light guideline of 30 f-c for high contrast materials. Also, 38.3% of the portable classrooms and 27.2% of the traditional classrooms failed to meet the requirement of 50 f-c of light needed for low contrast materials. However, there was no significant difference between the opinions of teachers in portable and traditional classrooms regarding whether or not the classroom lighting was satisfactory.

### *Noise*

All classrooms exceeded 35 dBA, the American National Standards Institute (ANSI, 2002) acoustic standard and World Health Organization (WHO, 1999) guideline for unoccupied classroom acoustics. In fact, 50% of the noise measurements taken indoors for the portable classrooms and 37.5% of the traditional classrooms failed to meet the outdoor noise nuisance standard of <55 dBA adopted by a number of cities in California (City of Sacramento, 2003; City of Davis, 2003; City of Los Angeles, 2003). None of the HVAC noise measurements were significantly different (at the 5% significance level) between portable and traditional classrooms, except that indoor noise near the return register with the HVAC off was significantly greater in the portable classrooms ( $p \leq 0.10$ ).

### *Temperature and Relative Humidity (RH)*

A relatively large percentage of the classrooms in California do not achieve the ASHRAE standards for acceptable temperature and relative humidity. Portable classrooms had temperatures below 17 EC (63 EF) for more of the time (6.3% versus 3.2%); and they had temperatures below 20 EC (68 EF) for more of the time (27.0 % versus 17.0%). Both portables and traditionals exceeded 23 EC (73EF) about 27% of the time, but traditionals had a higher percent of time at very high temperatures (> 26 EC [79 EF] and > 29 EC [84 EF]). None of the RH summary measures exhibited statistically significant differences between the means of the two types of classrooms; average RH measurements were 46.8% and 45.9% for portable and traditional classrooms, respectively, within the acceptable range. However, as can be seen in Table PES-7, California classrooms do not achieve the ASHRAE standards for acceptable relative humidity a substantial portion of the time.

**Table PES-7. Average Percent of Time Outside ASHRAE Standards for Relative Humidity**

<b>RH Level</b>	<b>Portable Classrooms</b>	<b>Traditional Classrooms</b>	<b>All</b>
<30%	11.0	11.4	11.3
>50%	44.7	45.6	45.3
>60%	16.9	12.6	14.1

**Airborne Pollutant Levels**

***Aldehydes***

Of the 13 specific aldehydes included in the analysis, only two were detected in more than 75% of the samples – formaldehyde and acetaldehyde. Five other aldehydes were measurable in at least 25% of the samples. For virtually all of the aldehydes, the indoor levels were higher than the outdoor levels, indicating the presence of indoor sources. Formaldehyde, for example, had a an overall mean level of 13.3 ppb indoors, but only 3.5 ppb outdoors, while the indoor-air 95<sup>th</sup> percentile was 3 times higher than outdoors (see Table PES-8). Statistically significant differences (0.10 level of significance) between mean levels of portable and traditional classrooms (portable classroom averages were always higher) were found for formaldehyde (15.1 versus 12.3 ppb) and acetaldehyde (7.2 versus 6.4 ppb). Significant differences were also found in o,p-tolualdehyde (0.91 versus 0.21 ppb) and 2,5-dimethylbenzaldehyde (0.01 versus 0.00 ppb), but these aldehydes were measurable in only a very small percentage of classrooms.

**Table PES-8. Formaldehyde Results, Phases I and II**

Location	Sample size (n)		Mean (ppb)		Median (ppb)		95th Percentile (ppb)	
	Phase I	Phase II	Phase I	Phase II	Phase I	Phase II	Phase I	Phase II
Outdoor	NA	62	NA	3.48	NA	2.4	NA	8.05
All classrooms	911	199	27.0	13.3	22.0	12.0	61.7	23.9
Portable	644	135	32.4	15.1	27.1	14.5	71.5	25.8
Traditional	267	64	23.7	12.3	20.0	11.6	55.0	22.4

Table PES-8 also shows that the Phase II formaldehyde concentrations were considerably lower than those observed in Phase I. The differences were not unexpected, and are likely attributable to seasonal differences, the different measurement methods used in the two Phases, and possibly other factors. For example, the Phase I measurements were obtained mostly in the spring and summer, when formaldehyde emissions and levels tend to be higher, whereas the Phase II measurements were obtained in the fall and winter. The Phase I measurements used PF-1 passive monitoring tubes sampling over 7 to 10 days, including nights and weekends when the schools were closed and HVAC systems may have been off. Thus, the night and weekend periods might have raised the measured levels. However, the passive monitoring method has the advantage of sampling over at least a week long period rather than just one day, and because it could be conducted by mail, had the advantage of allowing for a much larger sample size, which would be more likely to capture classrooms with very high or very low formaldehyde levels. The Phase II measurements used an active monitoring device during the 6 to 8 hours when classes were in session, the HVAC systems were operating, and doors and windows would be opened. This would tend to yield lower levels than measured in Phase I. Additionally, the HVAC inspections during Phase II required that the ventilation system be operated so that it could be tested, so that the overall air exchange rates for the Phase II classrooms might have

been somewhat higher than normal, resulting in lower measured formaldehyde levels. Because of all of these factors, annual average formaldehyde levels would be estimated to fall somewhere between the Phase I and Phase II levels.

### ***VOCs (non-carbonyl)***

Seven of the nine measured VOCs had at least 80% of their measured levels above the detection limit. The other two were detected in at least 50% of the samples. For all nine VOCs, the traditional classrooms had higher average concentrations than did the portable classrooms, but none of the differences in mean concentrations were significant statistically, even at a significance level of 0.10. As in most indoor air quality studies, the measured indoor VOC concentrations were higher than those observed outdoors. Average in-class room concentrations ranged from a high of 6 ppb for toluene (slightly less for m,p-Xylene) to less than 0.5 ppb for chloroform. For all others, the averages were in the range of 1 to 2 ppb.

### ***Particulate Matter***

Real time counts of particles were measured in each classroom and outdoors. Although particle counts cannot be directly associated with mass concentration standards, the measurements provide a relative indication of mass for comparison purposes.

Mean counts of particles per minute for particles of 2.5µm or less and for particles of 10µm or less were not significantly different for portable and traditional classrooms. However, the average counts for the two particle sizes of interest, <2.5 microns and <10 microns, were higher in the portable classrooms, especially for the smaller size range. In addition, at the 95<sup>th</sup> percentile, the difference is even more remarkable for the higher portable concentrations in both size ranges. One possible explanation is that, as mentioned before under the characteristics of the classrooms, carpets and rugs were more often found in the portable classrooms, and could be a source of the particles. Additionally, portable classrooms may be nearer outdoor sources such as busy roadways and parking lots, especially in urban areas where school site space is limited.

### ***Pollens and Spores***

In general there were few spore types that were observed frequently in either the outdoor or indoor environments. In the outdoor environment, only six were frequently seen (on 80% or more of the slides)—Amerospores, Ascospores, Cladosporium, Mycelial Fragments, Pollen Count, and Total Fungal Spores. Not too surprisingly, all of these except Ascospores were frequently found (80% or more of the slides) indoors. No significant differences between portable and traditional classrooms were found for mean Total Pollen Counts or mean Total Fungal Spores.



## **Floor Dust Contaminants**

Samples were collected using a hand-held vacuum dust collector (Data Vac II), in each of the three classrooms sampled, using a specialized protocol to attain as great a consistency as possible in sample collection. The samples were stored on ice for shipping and frozen until analysis. The samples were sieved at two cut points, less than 500 microns for the portion sent to California DHS for analysis of allergens, and the remainder of the dust was sieved again at less than 150 microns for consistency with reported chemicals in house dust. Equal aliquots of the samples collected from the portable classrooms at each school were combined for further chemical analysis to reduce costs. Accordingly, for each school, there was one sample analyzed to represent the portable classrooms, and there was only one sample from the traditional classroom. Results are reported in concentration units (: g/g) and loading units (ng/cm<sup>2</sup>).

### ***Pesticides***

Results were reported for 20 pesticides. Six pesticides were detected in over 80% of the samples: chlorpyrifos, cis- and trans-permethrin, o-phenylphenol, piperonyl butoxide, and esfenvalerate. Diazinon, 4,4' DDE, and propoxur were measurable in over 50% of samples. Dieldrin, pendamethalin, propetamphos, bifenthrin, cyhalothrin, cypermethrin, and delta/tralomethrin were detected in 10-50% of the samples. Four of the pesticides were only rarely detected (<10% of samples): malathion, lindane, resmethrin, and cyfluthrin.

At the 95<sup>th</sup> percentile, nine of the pesticides were measured at concentrations above 1.0 : g/g, although several of these had few measurable samples. There were no significant differences in the mean levels in portable and traditional classrooms.

Esfenvalerate, a commonly used insecticide, had the highest dust concentration and the highest median loading level (0.34 ng/cm<sup>2</sup>), while many of the pesticides had median loading levels less than 0.01 ng/cm<sup>2</sup>. No statistically significant differences between the means for the portable and traditional classrooms were found for either the concentration results or the loading results.

### ***Metals***

Fifteen of the 18 elements were above the detection limit for all of the samples analyzed. The only three that were not always above the detection limit were Selenium, Cobalt, and Palladium.

Of the 15 elements, the median concentration in portable classrooms was greater than the median concentration in samples from traditional classrooms for 8 of the 15 elements (arsenic, chromium, copper, manganese, vanadium, cesium, iron and strontium). Conversely, the samples from traditionals showed higher dust concentrations than the composite samples from the portable classrooms for the other 7 elements, including lead. Some samples of both types had lead levels that exceed the DHS and U.S. EPA acceptable floor dust levels for protection of children's health.

When the floor dust metals results are considered in terms of dust loading, all the elements show higher loadings in the samples from portable classrooms, except copper. However, none of these differences were statistically significant at the 0.10 level of significance.

Lead, arsenic and chromium concentration results (: g/g) and loading results (ng/cm<sup>2</sup>) for the median and 95<sup>th</sup> percentile are shown below in Table PES-9. The table illustrates that there are not clear patterns across the elements, and probably reflects the close proximity of sources. For example, since the portable classrooms are generally newer, the lower concentration of lead may reflect the number of years of particle accumulation in the traditional classroom. Arsenic, on the other hand, may indicate the closer proximity of portables to the school grounds, where there may be treated wood, or they may have treated foundations.

**Table PES-9. Concentration and Loading Results for Selected Elements**

Element	Concentrations (: g/g)				Loadings (ng/cm <sup>2</sup> )			
	Median		95 <sup>th</sup> Percentile		Median		95 <sup>th</sup> Percentile	
Lead	All	85.4	All	189.5	All	6.5	All	58.4
	Port	67.4	Port	151.6	Port	5.8	Port	57.9
	Trad	95.45	Trad	200.6	Trad	7.1	Trad	57.5
Arsenic	All	11.6	All	17.3	All	1.3	All	5.5
	Port	12.7	Port	18.6	Port	1.6	Port	5.5
	Trad	10.9	Trad	15.3	Trad	1.1	Trad	3.4
Chromium	All	36.6	All	72.8	All	3.4	All	17.8
	Port	35.8	Port	54.1	Port	3.9	Port	23.9
	Trad	37.0	Trad	74.0	Trad	3.2	Trad	12.6

### *Allergens*

Dog and cat dander allergens (Can f1 and Fel d1) were detected in 56% and 74% of the samples, respectively, while the two dust mite allergens and cockroach allergen were detected less than 10% of the time. The Can f1 was measured on average about double the Fel d1 concentrations measured (0.43 versus 0.26). The traditional classrooms had higher estimated concentrations for each species than the portables, but the differences were not statistically significant.

### *Polynuclear Aeromatic Hydrocarbons (PAHs)*

Most of the 16 PAHs were detected in over 80% of the samples, but the loadings were generally very low. Only 5 of the PAHs had measured concentrations above 1.0 : g/g; these included chrysene, fluoranthene, pyrene, indo[1,2,3-cd]pyrene, and perylene/benzo[b]fluoranthene.

Comparing the portable classroom concentrations with the traditional classrooms, 9 of the PAHs were measured at higher median levels in the composite portable classroom samples, while two of the PAHs were measured at higher median levels in the traditional classrooms

(fluorene and perylene/benzo[b]fluoranthene). Similar results can be seen using the 95<sup>th</sup> percentile of the distribution as the statistic for comparison: 15 of the 16 PAHs were higher in the portable classrooms. (Naphthalene was measured at equal levels in both types of classrooms.)

### **Factors Affecting Indoor Environmental Quality**

Although time and funding did not permit an extensive modeling effort, results from simplified ANOVA and ANACOVA models explored under this the contract resulted in the following key findings. (The modeling efforts did not include dust results.)

- *Factors Affecting Indoor-Air CO<sub>2</sub> Concentrations.* Based on modeling results, the indoor CO<sub>2</sub> levels were estimated to be approximately 30% lower when the teachers reported that the indoor air quality was acceptable. Models also showed a significant effect of school type, with high schools having the highest indoor CO<sub>2</sub> levels (and thus indicating the greatest likelihood of ventilation insufficiency).
- *Factors Affecting Noise Associated with HVACs.* Classroom age had a positive effect (older rooms had higher noise levels), and the portable classrooms had significantly higher noise levels than the traditional classrooms. This model only accounted for only about 11% of the total variation in the noise level, however.
- *Factors Affecting Indoor Temperatures.* Two temperature measures were modeled: percent of time that the room was below 20°C (too cool) and percent of time that the room was above 23°C (too warm). Portables and traditional classrooms were significantly different for the percent of time that the room was below 20°C. The percent of time that the portables had less than 20°C temperatures was larger (by about 10%) than for the traditional classrooms.
- *Factors Affecting Indoor-Air Aldehyde Concentrations.* Various models were fit for log (Formaldehyde Concentration), log (Acetaldehyde Concentration), and log (o,p-Tolualdehyde Concentration). The preferred models for the three species were quite different. For formaldehyde, the type of classroom was generally statistically significant, with portables having higher levels. Acetaldehyde showed no significant differences for portable and traditional classrooms, while tolualdehyde models included significant outdoor air by room-type interactions. On the other hand, they both showed significant associations with their outdoor levels, while the formaldehyde models generally did not show a relationship with the outdoor levels. When adjustments for some other indoor variables were made – namely the CO<sub>2</sub> and temperature variables – there was a significant relation with outdoor formaldehyde levels. These two models accounted for 22% and 32%, respectively, of the total variation in the indoor levels. The model including “pressed wood bookcases” as a predictor, which also included a significant classroom age variable (positive slope), accounted for only about 14% of the total variation in the indoor formaldehyde levels; however, this model implied about a 30% increase in formaldehyde levels when pressed wood bookcases were present, and about 30% higher concentrations for portable classrooms. The model for acetaldehyde that included “pressed wood bookcases” as a predictor accounted for about 24% of the total variation in the indoor levels of that analyte, and

indicated a significant increase in the indoor levels when pressed wood bookcases were present.

- *Factors Affecting Indoor-Air VOC Concentrations.* Models were fit for five VOCs (log-scale concentrations) using various candidate predictors. There were significant associations with outdoor levels in virtually all of the VOCs, except for benzene, and these associations appeared somewhat stronger than for the aldehydes. For toluene, significantly lower levels were estimated when new construction/repair activities were on-going (which may reflect the fact that doors and windows might be more frequently closed when those activities were outside of the immediate classroom). The variables in this model accounted for 69% of the total variation in indoor toluene levels.
- *Factors Affecting Indoor-Air Pollen and Spores.* A number of different models were fit for log (Pollen Count) and log (Total Fungal Spores). There was a statistically significant association between indoor and outdoor levels – with higher outdoor levels being associated with higher indoor levels. The tests for significance for the candidate predictors revealed that only one predictor exhibited statistical significance – namely “windows open,” which indicated that classrooms with “windows open today” tended to have lower pollen counts. This may be due to days with high pollen levels coinciding with those having high wind speeds, allergic reactions among teachers, or other factors that would result in window closing.
- *Factors Affecting Indoor-Air Particle Counts.* Models were fit for log (average number of particles/minute  $\leq 2.5 \mu\text{m}$ ) and log (average number of particles/minute  $\leq 10 \mu\text{m}$ ). Among several potential predictors considered, the only predictor showing significance was (for the  $2.5 \mu\text{m}$  case) the presence of carpet/rugs (rooms with carpet/rugs had lower levels). For that model, traditional classrooms exhibited lower particle counts than portable classrooms.

## Conclusions

**Phase I and Phase II were successful** in providing extensive questionnaire and measurement data that constitute a wealth of information about environmental conditions in California classrooms. The stratified random sampling approach, the response rates, and assignment of appropriate weights to the data, combined with the many types of data collected, allow one to ascertain important conclusions regarding the conditions and characteristics of portable classrooms in California.

**The target population of schools**, an estimated 6,924 schools, is comprised of mostly suburban schools (73.8%) and mostly elementary schools (59.3%). Facility managers reported that only about 29% of the schools were less than 30 years old, that the majority (54.4%) of the schools have 10 or fewer portable classrooms, and that over half (52.1%) of them received some type of environmentally related complaint within the year. Very similar results were obtained in the Phase II study.

The estimated number of K-12 classrooms in California in the 2000-2001 school year was about 268,000, of which about 80,000 were portable classrooms. **The target population of**

**classrooms** in Phase II is estimated to be 230,000 classrooms, 37% of which are portable classrooms. Portable classrooms were more prevalent for elementary schools than for middle or high schools. Most (90.4%) of the portable classrooms were devoted to general instruction, as compared to 75.1% of the traditional classrooms. Classroom age was not known for many classrooms; however, there is a dramatic difference in the estimated age distributions for portable and traditional classrooms. For instance, 55.3% of the portables are 10 years old or less whereas only 12.4% of the traditional classrooms are that new. This disparity is undoubtedly partly responsible for many other concomitant differences—e.g., differences in structural characteristics, HVAC characteristics, and types of environmental problems/complaints. As compared to traditional classrooms, for instance, portables tend to have more carpet, more tackable wallboard, more pressed wood bookcases, more exterior doors, more opening of windows, and more air conditioning (and thermostat control). Again, results were about the same for Phase II.

**Most types of environmental complaints** (roof leaks, air quality/odor, mold, temperature, noise) were reported more often for portable classrooms; an exception was plumbing leaks, which were more common in traditional classrooms. Pest related problems seemed to be about the same in portable and traditional classrooms.

**The methods and materials** used in the study were generally successful. The formaldehyde monitoring data in Phase I are of acceptable quality in terms of completeness, relative precision, and sensitivity, with 97% of the measurements above the LOD. The mean concentration for portable classrooms in Phase I was 32 ppb (median 27 ppb), compared to 24 ppb for traditional classrooms (median 20 ppb). Statistically significant associations were found for geographic region, season, overall air quality rating by the teacher, presence of new carpet and new flooring, presence of new furnishing odors, and nasal symptoms of the teacher.

**Among all the ANOVA models in Phase I**, the room type variable, adjusted for the other variable appearing in the model, was always highly significant except for the models involving classroom age. For these models the effect of room type, after adjustment, was non-significant, suggesting that at least part of the overall difference between the room types was due to the disparity in their age distributions and differences associated with age.

**Phase II provided** measurement and observational information in greater detail than was obtained from Phase I. The data base provides a robust basis for statistical inferences regarding the population of schools with portable classrooms because response rates and data completeness were quite good for most analytes and questionnaire items. The exceptions were relatively poor data completeness for HOBOS data regarding on/off cycles of HVAC units, CO data, and outdoor relative humidity data.

**Quality control:** Analysis of field blank samples, control samples, and duplicate samples revealed that analyte recovery and precision were reasonably good for most analytes. Hence, the quality control samples verified that the environmental measurement and laboratory data quality were satisfactory.

**With respect to the HVAC characteristics**, there were a number of significant differences between portable and traditional classrooms. Those related to structure include: physical location of unit (portables more wall units), type of fuel (electricity), type of unit (heat pump), and accessibility (better for portables). For those characteristics with potential impact on environmental quality, air filter dirt loading was lower in portables, and portables generally had more tightly fitting filters. HVAC filters in portable classrooms showed a higher percentage of mildew or mold, dirtier condensate drain pans, clogged drains, and standing water. Also, teachers were more likely to turn off the HVAC system due to high noise levels in portable classrooms. The air flow measurements in traditional and portable classrooms were not significantly different at the 5% level; however, outdoor air flow (cfm/ft<sup>2</sup>) was significantly higher for portable classrooms at the 10% level.

**The mean light intensity** measured in the traditional classrooms was significantly higher than that measured in the portable classrooms. However, a small percentage of both portable and traditional classrooms did not meet IESNA light guidelines for high-contrast materials, and approximately one-third of both portables and traditionals did not meet the IESNA light guidelines for low-contrast materials, indicating inadequate lighting in both types of classrooms.

All classrooms exceeded the new ANSI acoustic standard for **classroom noise levels** (35 dBA), and a substantial percentage of both portable and traditional classrooms exceeded outdoor noise limits (45 and 55 dBA) set by some California communities. Noise levels measured in both types of classrooms were not statistically different. However, the teachers in portable classrooms were more likely to turn off the HVAC unit due to noise. This noise effect in portable classrooms was supported in the statistical modeling.

**Temperature levels** were significantly different, with some portable classrooms experiencing levels much cooler than ASHRAE comfort standards and some traditional classrooms experiencing levels notably warmer than ASHRAE comfort standards. Portables also had **relative humidity measurements** above 60% more of the time than traditional classrooms; such levels are not only uncomfortable, but can lead to increased moisture and mold problems, increased dust mite populations (allergy and asthma triggers), and other problems.

Assessment of **contaminant levels** in classroom air and floor dust revealed the general findings shown in Table PES-10.

Indoor **formaldehyde air concentrations** in Phase II were lower than those in Phase I; this was largely due to the many differences in procedures and timing of the two data collections. However, indoor levels are routinely higher than outdoor levels, and average formaldehyde levels are likely to fall between the Phase I and Phase II measurements. Thus, most classrooms exceed health guidelines for chronic effects, and a substantial percentage exceed guidelines designed to address acute effects. Other aldehydes and VOCs have not yet been examined relative to health-based guidelines, but indoor levels generally exceeded outdoor levels (similar to results in other studies), indicating the presence of indoor sources that may need to be addressed.

**Table PES-10. Overall Results of Contaminant and CO<sub>2</sub> Levels in Air and Floor Dust**

Pollutant Type	Summary Statistics and Comparisons of Pollutant Levels			Modeling Results -- For Selected Species and Selected Predictors		
	Indoor Levels Vs. Outdoor Levels	Exceeds health- or comfort-based guideline/standard	Portable Classroom Mean Vs. Traditional Classroom Mean Test	Portable Classroom Vs. Traditional Classroom Test	Indoor Levels Related to Outdoor Levels	Other Significant Predictors
CO <sub>2</sub> (air)	Indoor higher	Yes indicates inadequate ventilation in many classrooms	About the same	Depends on outdoor level (some models)	Yes (when applicable), depends on room type	Classroom age, and school type and teacher rating of indoor air quality (when classroom age included)
Particle Counts (air)	Outdoor higher	NA	About the same	About the same (most models)	NA	Presence of carpets/rugs
Microbiologicals (air)	Outdoor generally higher	NA	About the same	About the same	Yes	Open windows
Formaldehyde (air)	Indoors much higher	Yes, OEHHA draft Indoor REL, apparent cancer risk	Portables higher	Portables higher (most models)	Generally not	Classroom age, school type, general instruction classroom, others related to materials in room, indoor CO <sub>2</sub> levels, indoor RH
o,p-Tolualdehyde (low % measureable)	Indoor higher	Not yet reviewed	Portables higher	Depends on outdoor level	Yes	General instruction classroom, materials in room, school type
Other aldehydes (air)	Indoor generally higher	Not yet reviewed	About the same	About the same (acetaldehyde)	Yes (acetaldehyde)	General instruction classroom, indoor RH (acetaldehyde)
VOCs (air)	Indoor higher	Not yet reviewed	About the same	About the same, some depend on outdoor level	Yes, some depend on room type	Only a few, varies by analyte
Pesticides (dust)	NA	Many detected	About the same	NA**	NA	NA
Metals (dust)	*	Acceptable lead floor dust levels exceeded	Arsenic higher in P; Lead higher in T.	NA**	NA	NA
PAHs (dust)	NA	Many detected	Portables somewhat higher	NA**	NA	NA
Allergens (dust)	NA	Cat and dog dander in most	Traditionals slightly higher	NA**	NA	NA

\* Outdoor soil samples were collected and analyzed for metals under funding from the California Office of Environmental Health Hazard Assessment. Those results will be incorporated as an addendum to this report.

\*\* Modeling has not yet been conducted for dust analytes, but may be pursued under separate funding.

**Airborne pollens and spores** (primarily fungi) were found at higher levels outdoors than indoors, as expected. Typically indoor levels of fungi are elevated primarily in cases of extreme mold or biological contamination. However, classroom wall, floor, and ceiling moisture measurements indicated excess moisture in building materials in about 17% of the classrooms, indicating potential mold problems in those locations. Traditional classrooms had excess wall, floor, and ceiling moisture more often than portables, but portables were reported to experience roof leaks more often, and over two-thirds of the teachers in portables reported musty odors at times.

**Pesticide residues** were found in all floor dust samples, indicating the widespread use of a variety of different products in or near classrooms. Six pesticides were detected in over 80% of the rooms, with esfenvalerate (a common insecticide) showing the highest concentration and loading levels. Some of the pesticides are persistent chemicals, lasting for years, while other have an environmental lifetime lasting just weeks; thus, some of the pesticides were likely applied just a week or two prior to the sampling period at some schools in 2001-2002.

Similarly, 15 of the 18 **metals** analyzed for were detected in the floor dust samples. Some, such as arsenic, were detected at higher levels in portables, while others, like lead, were higher in traditional classrooms. Some lead dust levels exceed acceptable levels for floor and window sill dust established by DHS and U.S. EPA to protect children's health. Some of the metals are known to have neurological or carcinogenic effects. Most of the 16 PAHs studied (some of which are also known or suspected carcinogens) also were found in over 80% of the classrooms, but the loading levels were low. Most were found at higher levels in the portable classrooms.

**Some contaminants in dust**, such as pesticides, can be ingested or absorbed through the skin, as well as inhaled, making them undesirable in the floor dust of classrooms, especially those used for younger children who spend more time on the floor.

**Dog and cat allergens** were found commonly in floor dust. Dust mite allergens and cockroach allergens were found much less often.

The Phase II study was successful in generating a massive amount of information about California schools and classrooms. Although the data summaries and analyses described in this report are quite extensive, they clearly represent only a small fraction of the analyses that could be undertaken to address environmental quality issues and related concerns.

**Conclusions:** From the above discussions of significant results, it is clear that there are differences in environmental factors between portable and traditional classrooms. Most importantly, some of both types of classrooms exceeded many of the environmental standards and guidelines available for judging the state of the environmental conditions in classrooms. Further analyses of this very rich data base will likely reveal other factors that could prove useful for further identifying sources and measures to be taken to reduce their potential effects.



## REFERENCES

ANSI/ASA (American National Standards Institute, Acoustics Society of America), 2002. Standard S12.60-2002.

ARB (2001). Annual Statewide Toxics Summary, 1989-2000, Means and Maximums of Monthly Means of 24-Hour Measurements.

<http://www.arb.ca.gov/aqd/toxics/statepages/hchostate.html>.

ASHRAE (American Society of Heating, Refrigerating and Air-Conditioning Engineers), Standard 55-1981. See <http://www.ashrae.org>.

Bell, J., 2001. Poverty Data, October 2000. California Department of Education, CalWORKS California Work Opportunity and Responsibility to Kids, Free and Reduced Price Meals/CalWORKS – School Level Files. Personal communication, April 27.

<http://www.cde.ca.gov/demographics/files/afdc.htm>.

Broadwin R. (2000). Development of and Uses of Health-based Exposure Levels for Indoor Air Contaminants. California Office of Environmental Health Hazard Assessment, Air Toxics and Epidemiology Section, Oakland, CA. Presented at 10<sup>th</sup> Annual Conference of the International Society of Exposure Analysis, October 24-27, Asilomar, CA. Abstract #5A-15p.

City of Davis, 2003. Municipal Code, Sec. 24.02.020, daytime residential noise standard.

City of Sacramento, 2003. Ordinance 8.68.060, daytime exterior noise standard.

City of Los Angeles, 2003. Ordinance Ch. XI, Art.1, Sec. 111.03, daytime exterior noise standard.

Edwards, S., 2001. California Department of Education, Ed-Data, Cost per ADA, 1999-2000, as of May 7, 2001. Personal communication, August 7. <http://www.ed-data.k12.ca.us/>.

Godish, 1989. Indoor Air Pollution Control. CRC Press, Boca Raton.

IESNA (Illuminating Engineering Society of North America), 2000. IESNA Lighting Handbook. 9th Edition. New York, NY. Educational Facility Lighting 12-1. As cited in California High Performance Schools (CHPS). CHPS Best Practices Manual, Electrical Lighting: Volume IIA, p. 150. Eley Associates, 2001. <http://www.chps.net>.

Kelly, T.J., Smith, D.L., and J. Satola, 1999. "Emission Rates of Formaldehyde from Materials and Consumer Products Found in California Homes." Environ. Sci. Technol. 33(1):81-89.

Liu, K-S., Huang, F-Y., Hayward, S.B., Wesolowski, J.J. and Sexton, K., 1991. "Irritant Effects of Formaldehyde Exposure in Mobile Homes," Environ. Health Perspec. 94:91-94.

National Research Council, 1981. Indoor Pollutants. National Academy Press, Washington, DC. <http://www.nap.edu/catalog/1711.html>.

OEHHA (2002). Proposition 65 Status Report: No Significant Risk Levels for Carcinogens and Maximum Allowable Dose Levels for Chemicals Causing Reproductive Toxicity, March. <http://www.oehha.ca.gov/prop65/pdf/Mar2002StatusReport.pdf>.

OEHHA (2001). All Chronic Reference Exposure Levels Adopted by OEHHA as of December 2001: Chronic Toxicity Summary, Formaldehyde. Office of Environmental Health Hazard Assessment, Air Toxicology and Epidemiology Section, Oakland, CA. [http://www.oehha.ca.gov/air/chronic\\_rels/pdf/50000.pdf](http://www.oehha.ca.gov/air/chronic_rels/pdf/50000.pdf).

Sexton, K., Petreas, M.X. and Liu, K-S., 1989. "Formaldehyde Exposures Inside Mobile Homes," *Env. Sci. & Tech.* 23(8): 985-988.

WHO (World Health Organization), 1999. Guidelines for Community Noise. Berglund, B., Lindvall, T., and Schwela, D. (ed.). <http://www.who.int/peh/noise/guidelines2.html>.

**APPENDIX IV**

**RECOMMENDATIONS TO SCHOOLS  
FOR REDUCING FORMALDEHYDE**

## REMEDIES FOR REDUCING FORMALDEHYDE IN SCHOOLS

*Recommendations of the  
California Air Resources Board  
and Department of Health Services  
March 2002*

When a classroom has been measured with elevated formaldehyde levels (more than 27 parts per billion--ppb), we recommend that the school implement the basic measures listed below. Classrooms with formaldehyde levels below 27 ppb would benefit from these measures as well, because formaldehyde is a carcinogen, and it is desirable to achieve the lowest formaldehyde levels reasonably feasible. However, achieving very low indoor levels (below 5 -10 ppb) generally is not possible. Outdoor levels average about 3 ppb, but can range up to 20 ppb in some areas, such as near traffic.

### 1. Reduce the total amount of formaldehyde sources in the classroom.

Removing sources is often the most effective way to assure that formaldehyde concentrations are reduced in classroom air. The primary indoor sources are typically pressed wood building materials and furnishings; consumer products and combustion sources can also contribute to indoor levels.

- **Newer, removable sources such as new, freestanding bookshelves and desks made with pressed wood products (e.g., particleboard) should be aired out** in a different, well-ventilated location for as long as conveniently possible, preferably at least two to three weeks. This process will not remove all of the formaldehyde, but it can accelerate the initial off-gassing of formaldehyde, and keep the highest emissions out of the classroom.
- **Avoid using noxious consumer products in the classroom.** Cleaning products, carpet shampoos, surface cleaners, glass cleaners, markers, and cosmetics such as fingernail polish can emit formaldehyde as well as other undesirable chemicals. If some of these products must be used, make sure the ventilation is turned on and run at proper levels.
- **Assure that all combustion appliances are exhausted directly to the outdoors.** Combustion appliances such as gas heaters and ovens produce formaldehyde. They should be checked annually by a professional to assure proper functioning.

### 2. Provide sufficient ventilation to the classroom.

- **Check the outdoor air flow rate and controls.** An inspection should be conducted to assure that the heating and air conditioning (HVAC) unit is drawing 15 to 20 cubic feet per minute per person of outdoor air into the room. Keep motor vehicles and combustion engines away from the air intakes.

- **To be effective, the HVAC system must be used (turned on).** Verify that the HVAC fan is continuously operating whenever the classroom is being used. If HVAC noise is a problem, consider installing a rubber gasket between the air handler and building shell. Consult with the manufacturer for assistance with noise attenuation.
- **Keep doors and windows open as much as possible.** Additional ventilation can be provided by operating oscillating fans inside the classroom (or in a window) while doors and windows are open. Fleecy materials such as carpet, upholstery, and wall surfaces will adsorb formaldehyde that is in the air and re-emit it as environmental conditions change. Additional ventilation and air circulation will help accelerate the removal of formaldehyde from these surfaces and from the room.
- **Assure that the classroom is maintained at 30% to 50% relative humidity and a comfortable temperature.** Formaldehyde emissions generally increase with higher temperatures and higher humidity.

### 3. Testing the Air

The following information may be helpful to schools that wish to obtain a follow-up measurement in classrooms after taking steps to reduce formaldehyde levels:

- **Be sure to hire a qualified consultant** or obtain the services of a trained industrial hygienist from the district or a local government agency to conduct the testing. Private consultants may charge about \$1000 - \$1500 to test several classrooms for one day. Advice on hiring an indoor air quality consultant and lists to help locate consultants can be found on-line at <http://www.cal-iaq.org/FIRMS/>.
- **Use an accepted test method.** An active DNPH (dinitrophenylhydrazine) sampler is the preferred method, although other methods may be adequate.
- **Obtain measurements during school hours with the ventilation system in normal operating mode.** This will provide a good estimate of the levels the occupants are actually exposed to in their classrooms. Ideally, a 6-8 hour test is desired, to cover the hours the rooms are occupied.

### If Levels Are Still Higher Than Desired

If test results show that formaldehyde concentrations remain elevated after the measures above have been taken, then some additional action may be necessary.

Sealing all exposed surfaces of particleboard furnishings with multiple layers of water resistant sealants--such as polyurethane, vinyl laminate, lacquers, alkyd paints or other water-resistant coatings--can reduce formaldehyde emissions. The effectiveness of these sealants varies greatly by product, thickness of the layer applied, and the thoroughness of application. It is advisable to seal all surfaces, including the back and edges of the board, and use multiple layers of coatings. Sealants themselves may release other chemicals for a period of time, so application and initial off-gassing during

drying must be conducted under high ventilation conditions and/or at an alternate location.

For newer classrooms that show especially high formaldehyde levels even after the measures above have been taken, schools may also want to consider measures such as extensive airing out of the building or sealing of surfaces over the summer.

### **Future Purchases**

When new classrooms or furnishings are ordered or constructed, materials can be specified that emit low or no formaldehyde and other volatile chemicals. Schools may also want to request that any furnishings that might emit chemicals be aired out prior to installation. Airing of carpet for several days at an alternate location, such as at a warehouse, can greatly reduce the chemical levels in the classrooms after installation of the carpet. Specification language for low formaldehyde elements was developed by the Collaborative for High Performance Schools (CHPS) and can be found at the website below.

### **For More Information**

For more information on formaldehyde, visit:

<http://www.arb.ca.gov/toxics/compwood/background.htm>  
<http://www.arb.ca.gov/research/indoor/formald.htm> and  
<http://www.arb.ca.gov/research/resnotes/notes/97-9.htm>.

For information on designing, constructing, and maintaining healthier school buildings, visit:

CHPS: <http://www.chps.net/>.

Advisory on Relocatable and Renovated Classrooms  
<http://www.cal-iaq.org/ADVISORY.pdf>

IAQ Tools for Schools, U.S. Environmental Protection Agency  
<http://www.epa.gov/iaq/schools/index.html>

**APPENDIX V**  
**LAUSD CHECKLIST**



# Safe School Inspection Guidebook

LOS ANGELES UNIFIED SCHOOL DISTRICT  
OFFICE OF ENVIRONMENTAL HEALTH AND SAFETY

Preliminary Revision: August 27, 2004



# SAFE SCHOOL INSPECTION GUIDEBOOK

## TABLE OF CONTENTS

<b>SECTION</b>	<b>PAGE</b>
INTRODUCTION .....	1
ASBESTOS MANAGEMENT.....	2
CAMPUS SECURITY .....	4
CHEMICAL SAFETY .....	5
EMERGENCY PREPAREDNESS .....	9
FACILITIES AND EQUIPMENT MAINTENANCE.....	10
FIRE/LIFE SAFETY.....	16
INDOOR ENVIRONMENT .....	20
INJURY AND ILLNESS PREVENTION .....	22
LEAD MANAGEMENT .....	27
MISCELLANEOUS .....	28
OFF-SITE RISKS.....	29
TRAFFIC AND PEDESTRIAN SAFETY .....	33
VIOLENCE PREVENTION .....	34
INDEX .....	36

# **INTRODUCTION**

## **OEHS SAFE SCHOOL INSPECTION PROGRAM**

The education of our children requires a learning environment which is safe and health-protective. Maintaining a safe learning environment requires the commitment and active participation of school administrators, plant managers, central support staff, and an informed school community. The Safe School Inspection Program was established to provide comprehensive routine assessment of safety conditions in all Los Angeles Unified School District schools.

## **SAFE SCHOOL INSPECTION PROCESS**

The Safe School Inspection process begins with a meeting between the OEHS safety officer and the site administrator. The meeting is followed by a brief walk-through of the school with the site administrator or plant manager. The safety officer then conducts a detailed inspection in accordance with the regulatory standards referenced in this Guidebook. The inspection concludes with a meeting between the safety officer and the site administrator to review the inspection findings and discuss any other safety concerns.

## **OBJECTIVE OF THE GUIDEBOOK**

This Guidebook covers 14 safety areas and defines the mandatory health and safety standards applicable to schools. Although the Guidebook was designed primarily for OEHS use, it is also a useful tool for school administrators, plant managers, and other members of the school community. For copies of the Safe School Inspection Guidebook, please refer to the OEHS web site: [www.lausd-oehs.org](http://www.lausd-oehs.org).

## ASBESTOS MANAGEMENT

Type	Subtype	Corrective Action for Identified Deficiency	Reference
<b>Asbestos Management Plan</b>	<b>Availability</b>	Ensure that an Asbestos Management Plan (AMP) is available to employees, parents and others pursuant to 40 CFR.	HSC § 25915; 40 CFR § 763.93
	<b>Current</b>	Confer with Asbestos Technical Unit (ATU) to ensure that the Asbestos Management Plan is current and identifies the location of all Asbestos Containing Material (ACM).	HSC § 25915; 40 CFR § 763.93
	<b>3-Year Survey</b>	Ensure a 3 Year Asbestos Survey is conducted by the Asbestos Technical Unit (ATU) and results are included in the school Asbestos Management Plan (AMP). For assistance, contact ATU at (213) 763-1450.	HSC § 25915; 40 CFR § 763.85
	<b>6-Month Surveillance</b>	Ensure a 6 Month Visual Surveillance is conducted by the Asbestos Technical Unit (ATU) and results are included in the school Asbestos Management Plan (AMP). For assistance, contact ATU at (213) 763-1450.	HSC § 25915; 40 CFR § 763.85
<b>Maintenance of Asbestos Containing Material (ACM)</b>	<b>Condition</b>	Maintain all floors and other surfaces constructed of Asbestos Containing Material (ACM) in good condition to prevent deterioration.	8 CCR § 5208
	<b>Floor Buffing</b>	Do not burnish or dry buff floors that may contain asbestos unless there is a sufficient finish to ensure the pad does not contact Asbestos Containing Material.	8 CCR § 5208
	<b>Sanding</b>	Do not sand flooring materials or other surfaces that may contain asbestos. Use wet methods and low-abrasion pads at speeds lower than 300 rpm to remove floor finish.	8 CCR § 5208
<b>Non-Qualified Personnel</b>		Prohibit the handling of Asbestos Containing Material by non-qualified personnel.	HSC § 25915; 40 CFR § 763.93
<b>Restricted Access</b>		Restrict access to areas identified with damaged and friable Asbestos Containing Material (ACM) or areas undergoing abatement activities.	8 CCR § 5208

## ASBESTOS MANAGEMENT

Type	Subtype	Corrective Action for Identified Deficiency	Reference
<b>Training</b>		Provide 2-hour Asbestos Awareness training to custodial and maintenance staff. Training should be provided within 60 days of employment.	8 CCR § 5208; 40 CFR § 763.92
<b>Warning Signs</b>		Post warning signs on the entrance to boiler rooms, fan rooms and other maintenance areas that contain Asbestos Containing Material (ACM). Warning signs must be clear, conspicuous and state:  "Asbestos Containing Material (ACM) has been identified in this room. See Asbestos Management Plan Book for specific type, location, and work practices to be followed."	HSC § 25915; 40 CFR § 763.95
<b>Warning Labels</b>		Attach warning labels on or immediately adjacent to known or suspected Asbestos Containing Material (ACM) in boiler rooms, fan rooms and other maintenance areas. Warning labels must be clear, conspicuous and state:  "DANGER: ASBESTOS. Cancer and lung disease hazard. Do not disturb without proper training and equipment."	HSC § 25915; 40 CFR § 763.95

## CAMPUS SECURITY

Type	Subtype	Corrective Action for Identified Deficiency	Reference
<b>Visitation Policy</b>	<b>Visitor's Pass</b>	Ensure visitors entering school grounds sign-in and receive a visitor's pass.	OEHS Model Safe School Plan Volume 1 – Prevention Programs; Bulletin N-2; California State Constitution, Article I, Section 28
	<b>Posting</b>	Ensure school visitation policy is posted and distributed annually to parents and staff.	OEHS Model Safe School Plan Volume 1 – Prevention Programs; Bulletin N-2
<b>Locked Campus</b>		Lock all fences and gates at the beginning of classes each morning and keep them locked until the end of the school day, pursuant to Bulletin 33.	OEHS Model Safe School Plan Volume 1 – Prevention Programs; Bulletin 33
<b>Parking</b>		Do not permit parking of vehicles on District property without approval of Site Administrator.	
<b>Restricted Areas</b>		Prevent access to crawl spaces, roof access, or other passageways not intended for use by students or unauthorized staff.	8CCR 1541
<b>Supervision</b>		Ensure the school has a campus supervision plan clearly delineating the times and areas of the campus that require specific supervision such as during scheduled activities and bus loading areas.	Bulletin Z-10, Bulletin Z-36, Bulletin DP-1, Bulletin L-4, Bulletin L-5, Bulletin 61, Bulletin Z-19, Memorandum L-2, Memorandum Z-6
<b>Vandalism Reporting</b>		Ensure all acts of vandalism are reported to School Police, OEHS and Maintenance, including graffiti, property damage, etc.	Facilities Inspection Checklist

## CHEMICAL SAFETY

Type	Subtype	Corrective Action for Identified Deficiency	Reference
<b>Hazard Communication</b>	<b>Program</b>	Implement a Hazard Communication Program pursuant to Cal/OSHA requirements. To obtain a copy of the District's Hazard Communication Program, contact OEHS at (213) 241-3199.	8 CCR § 5194; 29 CFR § 1910.1200
	<b>Inventory</b>	Maintain School Chemical Inventory pursuant to Hazard Communication Program.	8CCR 5191
	<b>MSDS</b>	Maintain current Material Safety Data Sheets (MSDSs) for each hazardous substance used on site.	8 CCR § 5194; 29 CFR § 1910.1200
	<b>Labels</b>	Label each hazardous substance container indicating identity of the contents and appropriate hazard warnings..	8 CCR § 5194; 29 CFR § 1910.1200
	<b>Training</b>	Provide employees with annual Hazard Communication training on hazardous chemicals used in their respective work areas. Employees should be retrained when new hazards are introduced into the work place.	8 CCR § 5194; 29 CFR § 1910.1200
<b>Chemical Hygiene</b>	<b>Plan</b>	Develop a written Chemical Hygiene & Safety Plan and ensure it is readily available to all employees. The plan should identify a "coordinator" and be revised at least annually.	8 CCR § 5191; 29 CFR 1910.1450; Chemical Hygiene & Safety Plan
	<b>Training</b>	Provide and document annual Chemical Hygiene training to science staff.	8 CCR § 5191; 29 CFR 1910.1450; Chemical Hygiene & Safety Plan
<b>Chemical Handling &amp; Storage – General Requirements</b>	<b>Use of Prohibited Chemicals</b>	Do not use chemicals unless approved for District use by OEHS. Refer to OEHS website at <a href="http://www.lausd-oehs.org">www.lausd-oehs.org</a> (see OEHS Product Review). Contact OEHS at (213) 241-3199 for assistance or to arrange for chemical pickup and disposal services.	8 CCR § 5194; 8 CCR § 5228; 29 CFR 1910.1450;
	<b>Student Access</b>	Ensure that all hazardous chemicals are locked, secured and kept out of reach of students.	

## CHEMICAL SAFETY

Type	Subtype	Corrective Action for Identified Deficiency	Reference
<b>Chemical Handling &amp; Storage – General Requirements (cont.)</b>	<b>Incompatible Storage</b>	Store chemical materials by compatibility type as described in Material Safety Data Sheets (MSDSs).	8 CCR § 5533 and 19 CCR § 3.15; 29 CFR § 1910.106
	<b>Food Storage</b>	Avoid storage, handling or consumption of food and beverages in chemical storage areas or areas used for laboratory operations.	8CCR 5191 Appendix A
	<b>Maximum Quantities</b>	Do not store on site more than 60 gallons of Class I or Class II, and/or 120 gallons of Class III liquids on site.	8 CCR § 5533; 29 CFR § 1910.106
	<b>Restraints</b>	Ensure all chemical storage shelves and cabinets are equipped with lips or other devices to prevent stored materials from falling. If necessary, place a trouble call to the Maintenance and Operations trouble-call desk at (213) 745-1600.	Chemical Hygiene & Safety Plan
	<b>Spill Kit</b>	Ensure that all chemical storage areas are provided with a spill kit containing absorbent, neutralizing chemicals and other spill-control materials.	8 CCR § 5191
<b>Flammable and Combustible Materials</b>	<b>Grounding &amp; Bonding</b>	Ensure that all containers dispensing flammable materials are bonded and grounded.	LA Fire Code § 57.30.64; 29 CFR § 1910.106
	<b>Storage Cabinets</b>	Ensure the storage of flammable and combustible liquids in approved cabinets with self-closing doors.	8 CCR § 5417 and 19 CCR § 3.15; 8CCR 5533 29 CFR § 1910.106(d)(3)(I); Chemical Hygiene & Safety Plan Bulletin
	<b>Safety Containers</b>	Utilize approved safety containers for flammable materials and ensure proper labeling.	8 CCR §§ 5531, 5532, 5533, 5534, 5535, 5538, 5541
	<b>Flammable Storage Labeling</b>	Ensure flammable storage bunkers, rooms and cabinets are labeled “Flammable - Keep Fire Away”.	
	<b>Flammable Storage Room - Location</b>	Do not locate flammable material storage rooms in buildings occupied by students.	8 CCR § 5533; 29 CFR § 1910.106

## CHEMICAL SAFETY

Type	Subtype	Corrective Action for Identified Deficiency	Reference
<b>Flammable and Combustible Materials (cont.)</b>	<b>Flammable Storage Room - Aisle Spacing</b>	Ensure aisles are at least 3 feet apart in flammable storage rooms to provide for emergency egress.	8 CCR § 5533; 29 CFR § 1910.106
	<b>Ventilation</b>	Ensure exhaust ventilation system in flammable material storage rooms provide 6 air exchanges per hour, and that the control switch is located outside the room.	8 CCR § 5533; 29 CFR § 1910.106
<b>Gas Cylinders</b>	<b>Condition</b>	Ensure compressed gas cylinders are free of corrosion, dents, cuts, gouges, bulges and leaks.	8 CCR § 4649; 29 CFR § 1910.101
	<b>Hydrostatic Test</b>	Ensure up-to-date hydrostatic test for all compressed gas cylinders.	8 CCR § 4649; 29 CFR § 1910.101
	<b>Incompatible Storage</b>	Separate compressed flammable gases and oxidizing gases by either a 1-hour fire wall or distance of 25 feet.	8 CCR § 5533; 29 CFR § 1910.106
	<b>Signage</b>	Post "NO SMOKING" sign, identify hazard classes, and list all gases stored in the compressed gas storage areas. If necessary, place a trouble call to the Maintenance and Operations trouble-call desk at (213) 745-1600.	8 CCR § 4649; 29 CFR §§ 1910.101, 1910.102, 1910.103, 1910.104
	<b>Storage</b>	Ensure compressed gas cylinders are stored upright in a well ventilated area, by hazard class, secured, capped and kept at least 20 feet from flammable liquids, oxidizers, and other sources of ignition.	8 CCR § 4649; 29 CFR §§ 1910.101, 1910.102, 1910.103, 1910.104
<b>Laboratory Safety</b>	<b>Chemical Inventory</b>	Post current Lab Chemical Inventory in chemical storage areas.	8CCR 5191
	<b>Eyewash</b>	Provide approved eyewash stations in all laboratories using chemicals.	Chemical Hygiene & Safety Plan
	<b>Floor Plan</b>	Post floor plan drawings of science laboratory indicating locations of waste disposal containers and safety equipment in a conspicuous area.	8 CCR § 5191; 29 CFR 1910.1450; Chemical Hygiene & Safety Plan
	<b>Labels</b>	Label laboratory cabinets and storage areas as required in the Chemical Hygiene & Safety Plan.	Chemical Hygiene & Safety Plan



## CHEMICAL SAFETY

Type	Subtype	Corrective Action for Identified Deficiency	Reference
<b>Laboratory Safety (cont.)</b>	<b>Locked Cabinets</b>	Lock all laboratory chemical storage cabinets when not in use.	Chemical Hygiene & Safety Plan
	<b>Storage - Method</b>	Store laboratory chemicals by compatibility type as described in Appendix D (Tables 1 and 2) of the Chemical Hygiene & Safety Plan.	Chemical Hygiene & Safety Plan
	<b>Storage- Volatiles</b>	Store all volatile laboratory chemicals in an explosion-proof cabinet.	Chemical Hygiene & Safety Plan
	<b>Storage Temperature</b>	Keep all laboratory chemical storage areas cool (between 55 and 80 degrees F) and dry (relative humidity between 30 and 60 percent).	Chemical Hygiene & Safety Plan
<b>Hazardous Waste Management</b>	<b>Aisles</b>	Maintain unobstructed aisle space in hazardous waste storage areas.	22 CCR 66264.35
	<b>Characterization</b>	Ensure the proper characterization of all waste (hazardous and non-hazardous).	22 CCR § 66262.11; 40 CFR § 262.11
	<b>Closed Containers</b>	Keep hazardous waste containers closed except when adding waste.	22 CCR § 66262.34; 40 CFR § 262.34
	<b>Container Condition</b>	Ensure all hazardous waste containers are in good condition, free of leaks and provided with secondary containment.	
	<b>Labels</b>	Label hazardous waste containers with the words: "HAZARDOUS WASTE", the physical state of the waste, hazard class, accumulation date and the address of the generator.	22 CCR § 66262.34; 40 CFR § 262.34
	<b>Inspections</b>	Conduct daily inspections of tanks in waste accumulation areas and weekly inspections of containers in waste storage areas.	22 CCR § 66262.34; 40 CFR § 262.34
	<b>Disposal</b>	Dispose hazardous waste generated at schools at least every 180 days.	22 CCR § 66262.34; 40 CFR § 262.34
	<b>Storage Supplies and Equipment</b>	Supply hazardous waste storage areas with spill kits, fire extinguishers, communication systems and decontamination equipment.	22 CCR § 66262.34; 40 CFR § 262.34
	<b>Lab Wastes</b>	Properly dispose of all outdated, retrograde, or otherwise expired lab chemicals. To request pickup and disposal services, contact OEHS at (213) 241-3199 or <a href="http://www.lausd-oehs.org">www.lausd-oehs.org</a> .	22 CCR § 66262.11; 40 CFR 262.11

## EMERGENCY PREPAREDNESS

Type	Subtype	Corrective Action for Identified Deficiency	Reference
<b>Safe School Plan</b>		Prepare and annually update Safe School Plan, Volume 2 – Emergency Procedures.	CEC § 35294; OEHS Model Safe School Plan, Volume 2 – Emergency Procedures
<b>Drills</b>		Conduct and document periodic Fire/Life Safety drills (at least monthly for primary schools or once each semester for secondary schools).	Bulletin N-25
<b>Seismic Bracing</b>	<b>Overhead Storage</b>	Remove all materials and objects stored on top of cabinets or upper shelves unless such objects are fastened to the shelf or otherwise restrained from falling.	
	<b>Furniture</b>	Provide seismic bracing for furniture, equipment and appliances.	Memorandum N8
	<b>HVAC/Water Heaters</b>	Provide seismic bracing for HVAC units and water heater tanks. If necessary, place a trouble call to the Maintenance and Operations trouble-call desk at (213) 745-1600.	
<b>Supplies and Equipment</b>	<b>General</b>	Ensure emergency supplies include flashlights, batteries, battery powered radio(s), first aid kits for every 400 persons, drinking water ratio 1.5 gallons per person, wrenches, pumps, pitchers, cups, bleach, search and rescue kit for every 500 persons, canned foods and personal hygiene products. For assistance in obtaining supplies, contact OEHS at (213) 241-3199.	OEHS Model Safe School Plan, Volume 2 – Emergency Procedures Reference Guide REF-801 Reference Guide REF-802
	<b>Maintenance</b>	Ensure emergency supplies are inspected and/or refreshed on a regular basis. Label water drums with expiration date. Change out untreated tap water every 6 months and disinfected water every 3 years.	OEHS Model Safe School Plan, Volume 2 – Emergency Procedures Reference Guide REF-801 Reference Guide REF-802
	<b>Storage Container</b>	Provide and maintain dedicated emergency supply storage containers. For assistance in obtaining containers, contact OEHS at (213) 241-3199.	OEHS Model Safe School Plan, Volume 2 – Emergency Procedures Reference Guide REF-802
<b>Training</b>		Train all employees on emergency procedures within the first three months of the school year, and maintain documentation of date of training, agenda, training materials and sign-in sheet.	CEC § 35294 Collective Bargaining Agreement UTLA & LAUSD Articles XXIV and XXVIII

## FACILITIES AND EQUIPMENT MAINTENANCE

Type	Subtype	Corrective Action for Identified Deficiency	Reference
<b>Condition of Equipment and Facilities</b>	<b>General</b>	Ensure campus grounds and equipment are maintained in good repair. If necessary, place a trouble call to the Maintenance and Operations trouble-call desk at (213) 745-1600.	OEHS IIPP Template, Attachment E Annual Campus/ Facilities Inspection Form
	<b>Asphalt</b>	Ensure asphalt and other paved areas are in good condition (e.g., free of significant cracks, holes, standing water).	Annual Campuses/ Facilities Inspection Checklist
	<b>Broken Windows</b>	Ensure broken or cracked windows are reported and that broken windows are repaired within 72 hours. If necessary, place a trouble call to the Maintenance and Operations trouble-call desk at (213) 745-1600.	OEHS IIPP Template, Attachment E Annual Campus/ Facilities Inspection Checklist
	<b>Carpeting</b>	Ensure carpeting is clean and in good condition.	OEHS IIPP Template, Attachment E Annual Campus/ Facilities Inspection Checklist
	<b>Fences and Gates</b>	Ensure fences and gates are maintained in good repair. If necessary, place a trouble call to the Maintenance and Operations trouble-call desk at (213) 745-1600.	OEHS IIPP Template, Attachment E Annual Campuses/ Facilities Inspection Checklist
	<b>Ground Striping</b>	Ensure ground striping and parking lines are clearly visible.	OEHS IIPP Template, Attachment E Annual Campuses/ Facilities Inspection Checklist

## FACILITIES AND EQUIPMENT MAINTENANCE

Type	Subtype	Corrective Action for Identified Deficiency	Reference
<b>Condition of Equipment and Facilities (cont.)</b>	<b>Housekeeping</b>	Ensure all areas in the school are clean, well maintained and free of clutter.	OEHS IIPP Template, Attachment E Annual Campus/ Facilities Inspection Checklist
	<b>Landscaping</b>	Ensure tree canopies are adequately raised, plants adequately trimmed and landscape is free of tripping hazards and other obvious hazards.	OEHS IIPP Template, Attachment E Annual Campus/ Facilities Inspection Checklist
	<b>Roof and Gutters</b>	Ensure roofs and gutters are intact and well maintained.	OEHS IIPP Template, Attachment E Annual Campus/ Facilities Inspection Checklist
	<b>Weeds</b>	Maintain school grounds free of weeds.	OEHS IIPP Template, Attachment E Annual Campus/ Facilities Inspection Checklist
	<b>Carts</b>	<b>Brakes</b>	Hand-held brakes on motorized carts should be periodically checked to ensure they are in working condition.
	<b>Key Activation</b>	Motorized carts should require key activation, and the key should be removed when cart is not in use.	
	<b>Wheel Chocks</b>	Place wheel chocks in front and behind one wheel of motorized carts when stationary. If necessary, place a trouble call to the Maintenance and Operations trouble-call desk at (213) 745-1600.	

## FACILITIES AND EQUIPMENT MAINTENANCE

Type	Subtype	Corrective Action for Identified Deficiency	Reference
<b>Electrical Equipment</b>	<b>Clearance</b>	Maintain at least 3 ft clearance around all electrical equipment (e.g., electrical panels, switchgear, transformers).	8 CCR § 2340; 29 CFR § 1910.303
	<b>Electrical Panels</b>	Ensure the identification of all circuit breakers within electrical panels indicate the circuits they are protecting.	29 CFR § 1910.303
	<b>Ground Fault Interrupter</b>	Ensure power tools/equipment are used on circuits protected by ground fault interrupter (GFI).	29 CFR § 1910.304
	<b>Guarding</b>	Ensure electrical equipment components operating at 50 volts or above are guarded to prevent access, unless confined to rooms only accessible to qualified persons.	8 CCR § 2340; 29 CFR § 1910.303
	<b>Outlet Covers</b>	Provide approved covers for all electrical outlets, switch plates, pull boxes, and junction boxes.	8 CCR § 2340; 29 CFR § 1910.305
<b>Extension Cords and Cable</b>		See “Injury and Illness Prevention, Extension Cords and Cables”.	
<b>Hot Water</b>		Ensure hot water is provided in food preparation areas, health office and showers. If necessary, place a trouble call to the Maintenance and Operations trouble-call desk at (213) 745-1600.	OEHS IIPP Template, Attachment E Annual Campus/Facilities InspectionForm
<b>Kitchen Waste Management</b>	<b>Best Management Practices</b>	Implement Best Management Practices (BMPs) for industrial waste disposal as defined by the Food Services Branch.	LAMC Article 4 Section 64.30
	<b>Best Management Practices - Posting</b>	Conspicuously post Best Management Practices (BMPs) in the cafeteria kitchen and/or food preparation area.	LAMC Article 4 Section 64.30
	<b>Best Management Practices - Training</b>	Train food service workers on Best Management Practices (BMPs) and maintain training records.	LAMC Article 4 Section 64.30
	<b>Dumpsters</b>	Keep dumpster lids closed when not in use.	

## FACILITIES AND EQUIPMENT MAINTENANCE

Type	Subtype	Corrective Action for Identified Deficiency	Reference
<b>Kitchen Waste Management (cont.)</b>	<b>Fats, Oils &amp; Grease</b>	Ensure fats, oils, and grease are frozen prior to disposal.	LAUSD BMPs
	<b>Food Disposal</b>	Do not discharge food waste into sink garbage disposals. All food waste should be disposed of in refuse bins.	LAMC Article 4 Section 64.30
<b>Permits</b>	<b>Air Quality</b>	Ensure facility equipment subject to South Coast Air Quality Management District (SCAQMD) permit requirements is lawfully permitted and that the permit is current.	(SCAQMD) Rules and Regulations
	<b>OSHA</b>	Post valid operating permit near air compressor, air pressure tank, elevator, boiler, or other equipment subject to permitting.	8CCR 461 8CCR 344.2 8CCR 344.1
<b>Salvage Items</b>		Remove unusable equipment and other salvage items pursuant to the <i>Reference Guide REF-1071, Pick-up and Transfer of Materials for Salvage</i> .	Reference Guide REF-1071
<b>Securing Equipment</b>		Ensure equipment designed to be located in a fixed position is secured to prevent its "walking" or moving.	
<b>Playground and Sport Equipment</b>	<b>Discontinue Use</b>	Discontinue use of playground equipment not meeting current specifications.	22 CCR § 65710; CPSC Guidelines
	<b>Inspections</b>	Ensure playground equipment is inspected daily by site staff and at least annually by a certified inspector.	
	<b>Specifications</b>	Ensure playground equipment and matting comply with American Society for Testing and Materials (ASTM) standards and Consumer Products Safety Commission (CPSC) guidelines.	22 CCR § 65710; CPSC Guidelines
	<b>Training</b>	Train students on proper use of sports equipment.	Bulletin M-66 42, 44

## FACILITIES AND EQUIPMENT MAINTENANCE

Type	Subtype	Corrective Action for Identified Deficiency	Reference
<b>Powered Equipment</b>	<b>Condition</b>	Periodically inspect equipment to ensure that electrical cords, hoses and fittings, and safety devices are in good condition.	
	<b>Storage</b>	Ensure lawnmowers and other powered equipment is stored in a secure area, not located in buildings occupied by students.	
	<b>Training</b>	Ensure proper training of personnel that use steam cleaners, pressure washers, wet abrasive washers or other cleaning equipment.	
	<b>Prohibited Use</b>	Do not use gasoline powered equipment in buildings or other enclosed areas.	
<b>Trouble Calls</b>		Maintain "Trouble Call Log" and ensure trouble calls are made in a timely manner.	OEHS IIPP Template, Attachment E Annual Campus/ Facilities Inspection Form
<b>Restrooms</b>	<b>Adequate Facilities – Kindergarten</b>	Provide and maintain open a sufficient number of restroom facilities to meet student needs (kindergarten buildings: 1 toilet for up to 20 students; 2 toilets for 21 to 50 students; and 1 additional toilet for every 50 additional students.)	Education Code 35292.5; SB 892; District Bulletin 735
	<b>Adequate Facilities – Elementary (pre-1994)</b>	Provide and maintain open a sufficient number of restroom facilities to meet student needs (elementary schools constructed prior to 1994: 1 urinal for every 30 male students; 1 toilet for every 100 male students; and 1 toilet for every 35 female students).	UBC Section 805
	<b>Adequate Facilities – Elementary (post-1994)</b>	Provide and maintain open a sufficient number of restroom facilities to meet student needs (elementary schools constructed after 1994: 1 urinal for every 75 male students; 1 toilet for every 30 male students; and 1 toilet for every 25 female students).	5 CCR
	<b>Adequate Facilities – Secondary (pre-1994)</b>	Provide and maintain open a sufficient number of restroom facilities to meet student needs (secondary schools constructed prior to 1994: 1 urinal for every 30 male students; 1 toilet for every 100 male students; and 1 toilet for every 45 female students).	UBC Section 805
	<b>Adequate Facilities – Secondary (post-1994)</b>	Provide and maintain open a sufficient number of restroom facilities to meet student needs (secondary schools constructed after 1994: 1 urinal for every 35 male students; 1 toilet for every 40 male students; and 1 toilet for every 30 female students).	5 CCR Section

## FACILITIES AND EQUIPMENT MAINTENANCE

Type	Subtype	Corrective Action for Identified Deficiency	Reference
<b>Restrooms (cont.)</b>	<b>Adequate Facilities - Female Employees</b>	Provide adequate restroom facilities for employees (1 toilet for up to 34 female employees; 2 toilets for 35 to 54 female employees; 3 toilets for over 55 female employees; and 1 additional toilet for every 40 additional female employees.  <i>Visually inspect restroom facilities to confirm adequate number of facilities.</i>	UBC Appendix C
	<b>Adequate Facilities - Male Employees</b>	Provide adequate restroom facilities for employees (1 urinal for every 50 male employees; 1 toilet for up to 34 male employees; 2 toilets for 35 to 54 male employees; 3 toilets for over 55 male employees; and 1 additional toilet for every 40 additional male employees.	UBC Appendix C
	<b>Fixture Operation</b>	Maintain toilets, fixtures and drains in proper working conditions. If necessary, place a trouble call to the Maintenance and Operations trouble-call desk at (213) 745-1600.	
	<b>Gender Designation</b>	Provide gender-segregated restrooms in all facilities which have more than five employees.	8CCR 3364
	<b>Supplies</b>	Ensure restrooms are adequately stocked with toilet paper, soap and paper towels.	
	<b>Service Log</b>	Maintain a daily restroom service log for review by District Staff.	Bulletin 735
	<b>Ventilation</b>	Maintain restroom exhaust fans in proper working condition. If necessary, place a trouble call to the Maintenance and Operations trouble-call desk at (213) 745-1600.	
<b>Recycling</b>		Consider waste recycling for paper and cardboard, toner cartridges and beverage containers. For assistance, contact OEHS Duty Officer at (213) 241-3199 or refer to OEHS website at <a href="http://www.lausd-oehs.org">www.lausd-oehs.org</a> .	Memoranda 997
<b>Wastewater Management</b>	<b>Sewers</b>	Ensure that debris is periodically cleared from sewer and storm drain inlets.	Annual Campuses/ Facilities Inspection Checklist
	<b>Storm Drain</b>	Do not discharge hazardous substances, cleaning agents or waste water into storm drains.	



## FIRE/LIFE SAFETY

Type	Subtype	Corrective Action for Identified Deficiency	Reference
<b>Access and Egress</b>	<b>Emergency Exit Grills</b>	Provide at least one security grill with “emergency breakaway” capacity for classrooms equipped with security grills. The window with the breakaway grill must be constructed of glass, and clearly identified as an emergency exit. In classrooms with only one exit door, the breakaway grill must be located furthest from the exit door. If necessary, place trouble call to the Maintenance and Operations trouble-call desk at (213) 745-1600.	CBC Section 305.2.4, UBC Section 305.2.4, District Policy
	<b>Exit Pathways</b>	Ensure classrooms with an occupancy of 50 or more have at least two means of egress.	8 CCR § 3225; LA Fire Code § 57.33.11; Section 305.2.4; 29 CFR § 1910.36
	<b>Obstructions</b>	Maintain building exit pathways free of obstructions to ensure safe egress.	8 CCR § 3227; LA Fire Code § 57.33.11 29 CFR § 1910.37
	<b>Panic Hardware</b>	Ensure panic hardware is provided and maintained on main exit doors or are posted with signage indicating "This Door to Remain Unlocked During Business Hours". If necessary, place a trouble call to the Maintenance and Operations trouble-call desk at (213) 745-1600.	LA Fire Code § 57.33
	<b>Signs – Elevator</b>	Post signage adjacent to elevator call devices indicating procedure to follow in case of emergency.	
	<b>Signs -General</b>	Provide visible exit signs or directional signs for all exit doors and escape pathways. If necessary, place a trouble call to the Maintenance and Operations trouble-call desk at (213) 745-1600.	8 CCR § 3216 LA Fire Code § 57.33.15 29 CFR § 1910.36
	<b>Signs – Obstructed</b>	Remove all objects that may conceal or obscure exit signs.	UBC Section 305.2.4
	<b>Signs – “No Exit”</b>	Place "NO EXIT" signs on non-exit doors or indicate actual use. If necessary, place a trouble call to the Maintenance and Operations trouble-call desk at (213) 745-1600.	8 CCR § 3216 LAMC § 57.33.15 29 CFR § 1910.36

## FIRE/LIFE SAFETY

Type	Subtype	Corrective Action for Identified Deficiency	Reference
<b>Elevated Work Surfaces</b>	<b>Access</b>	Provide a permanent means of access and egress to elevated storage and work surfaces.	8 CCR §§ 3209, 3210, 3211, and 3212
	<b>Guarding</b>	Provide standard guard rails for elevated surfaces in excess of 30 inches above any adjacent floor or ground surface (exception: auditorium side of stage). If necessary, place a trouble call to the Maintenance and Operations trouble-call desk at (213) 745-1600.	8 CCR §§ 3209, 3210, 3211, and 3212
	<b>Ladder Condition</b>	Ensure portable ladders are routinely inspected and maintained in good repair.	8 CCR §§ 3278, 3279 29 CFR §§ 1910.25, 1910.26
	<b>Ladders - Metal</b>	Ensure metal ladders are labeled indicating "CAUTION: DO NOT USE AROUND ELECTRICAL EQUIPMENT".	8 CCR §§ 3278, 3279 29 CFR §§ 1910.25, 1910.26
	<b>Lifts</b>	Conduct and document weekly testing of all special access lifts (wheelchair lifts, auditorium stage lifts and swimming pool immersion lifts).	29 CFR§ 1910.68
	<b>Load Capacity</b>	Post signs indicating load capacity for elevated surfaces.	8 CCR §§ 3209, 3210, 3211, and 3212
	<b>Toe Boards</b>	Install standard 4-inch toe boards for elevated surfaces to prevent objects from falling. If necessary, place a trouble call to the Maintenance and Operations trouble-call desk at (213) 745-1600.	8 CCR §§ 3209, 3210, 3211, and 3212
<b>Fire Prevention</b>	<b>Clearance - Fire Equipment</b>	Maintain a minimum 3-foot clearance around fire extinguishers, fire hoses, pull stations and sprinkler control valves.	8CCR 6151 LAMC 57.140.09
	<b>Clearance - Fire Sprinklers</b>	Maintain a minimum 18-inch clearance between overhead sprinklers and materials below.	8 CCR § 6170; Annual Campus/ Facilities Inspection Form
	<b>Clearance - Heaters</b>	Maintain a minimum 3-foot clearance around heater/furnace.	UFC 1107
	<b>Curtains</b>	Remove non-flame retardant curtains or post current certification that curtains are flame-resistant (certification tag must be attached to curtain).	LAMC 57.110.12

## FIRE/LIFE SAFETY

Type	Subtype	Corrective Action for Identified Deficiency	Reference
<b>Fire Prevention (cont.)</b>	<b>Emergency Vehicle Access</b>	Ensure school has at least one entrance gate with an opening of at least 20 ft to accommodate emergency vehicles. Ensure fire lanes are provided and maintained free of obstruction.	LA Fire Code § 57.111.07
	<b>Fire Alarms – Obstruction</b>	Ensure compliance with fire alarm testing procedure in Bulletin No. 61 and ensure that fire alarm mechanisms are free of obstruction.	LA Fire Code § 57.01.22; 29 CFR § 1910.165
	<b>Fire Alarms – Testing</b>	Conduct and document weekly inspections of fire alarms to ensure they are in good working order.	8CCR 6184 (Alarms) LAMC 57.138.041 & .09
	<b>Fire Doors</b>	Do not impair function of self-closing fire doors.	LAMC57.20.41
	<b>Fire Extinguishers - General</b>	Fully charge and mount portable fire extinguishers and ensure signs are posted to indicate location. If necessary, place a trouble call to the Maintenance and Operations trouble-call desk at (213) 745-1600.	8 CCR § 6151; 29 CFR § 1910.157
	<b>Fire Extinguishers- Hydrostatic Testing</b>	Perform hydrostatic testing at the required interval of 5 or 12 years, depending on the fire extinguishing media.	8 CCR § 6151; 29 CFR § 1910.157
	<b>Fire Extinguishers- Inspection</b>	Conduct and document monthly visual inspection and perform annual maintenance inspection of portable fire extinguishers.	8 CCR § 6151; 29 CFR § 1910.157
	<b>Fire Sprinkler Requirement</b>	Ensure the maximum distance from any point in the building to an exterior exit or an enclosed exit stairway does not exceed 150 feet in buildings without sprinklers or 200 feet in buildings with sprinklers. If necessary, place a trouble call to the Maintenance and Operations trouble-call desk at (213) 745-1600.	8 CCR § 3222
	<b>Paper Decorations</b>	Remove all combustible materials (e.g., paper decorations, hanging mobiles) from exit doors, electrical panels, light fixtures, fire sprinklers and heaters.	LAMC 57.22.01
	<b>Training</b>	Provide fire extinguisher training to new employees, and at least annually thereafter.	8 CCR § 6151; 29 CFR § 1910.157

## FIRE/LIFE SAFETY

Type	Subtype	Corrective Action for Identified Deficiency	Reference
<b>Occupancy Limit</b>		Post signs above assembly room doors indicating maximum occupant load and usage as referenced in the Certificate of Occupancy.	LA Fire Code § 57.33.04
<b>Walkways</b>	<b>Guarding</b>	Provide temporary guarding or other controls for floor openings, excavations and damaged walking surfaces to prevent falls. If necessary, place a trouble call to the Maintenance and Operations trouble-call desk at (213) 745-1600.	8 CCR § 3232; 3272; 29 CFR § 1910.22
	<b>Non-Slip</b>	Provide and maintain non-slip materials on ramps, or aisle and walkway surfaces prone to moisture. If necessary, place a trouble call to the Maintenance and Operations trouble-call desk at (213) 745-1600.	8 CCR § 3232; 3272; 29 CFR § 1910.22
	<b>Trip Hazards</b>	Maintain aisles and walkways free of obstruction or tripping hazards.	8 CCR § 3215; 29 CFR § 1910.36; 8 CCR § 3232; 3272; 29 CFR § 1910.22

## INDOOR ENVIRONMENT

Type	Subtype	Corrective Action for Identified Deficiency	Reference
<b>Indoor Air Quality</b>	<b>Blocked Vents</b>	Remove all items blocking air vents to ensure adequate HVAC system ventilation.	
	<b>Complaint Log</b>	Maintain log of nuisance odors potentially affecting indoor air quality. Report to OEHS at (213) 241-3199, and if an outdoor emission source is suspected, contact South Coast Air Quality Management District (SCAQMD) at (800) 288-7664.	Safety Alert No. 03-02
	<b>Exhaust Ventilation</b>	Ensure adequate exhaust ventilation for all activities emitting air contaminants. If necessary, place a trouble call to the Maintenance and Operations trouble-call desk at (213) 745-1600.	
	<b>HVAC Maintenance</b>	Perform periodic preventative maintenance on HVAC systems. If necessary, place a trouble call to the Maintenance and Operations trouble-call desk at (213) 745-1600.	
	<b>Mold Infestation</b>	Mitigate mold and mildew infestation..	
	<b>Odors</b>	Ensure that rooms are properly maintained to minimize chemical smells and objectionable odors.	
	<b>Vehicle Idling</b>	Ensure vehicles are not idling in the vicinity of classrooms.	
	<b>Water Damage</b>	Correct all unresolved water damage. If necessary, place a trouble call to the Maintenance and Operations trouble-call desk at (213) 745-1600.	
<b>Lighting</b>		Ensure all areas within the school have adequate lighting.	

## INDOOR ENVIRONMENT

Type	Subtype	Corrective Action for Identified Deficiency	Reference
Noise	Classroom Noise	Contact OEHS Industrial Hygiene Section at (213) 241-3199 to arrange for evaluation of interior noise source (this is in response to a request, complaint, or elevated noise levels identified during inspection).	OEHS Position on Classroom Acoustical Quality
	Construction Noise	Contact OEHS Industrial Hygiene Section at (213) 241-3199 to arrange for evaluation of construction noise source (this is in response to a request, complaint, or elevated noise levels identified during inspection).	OEHS Position on Classroom Acoustical Quality LA Municipal Code Chapter 11
	Transportation Noise	Contact OEHS Industrial Hygiene Section at (213) 241-3199 to arrange for evaluation of transportation noise source (this is in response to a request, complaint, or elevated noise levels identified during inspection).	OEHS Position on Classroom Acoustical Quality California DOT Chapter 30
	Industrial Noise	Contact OEHS Industrial Hygiene Section at (213) 241-3199 to arrange for evaluation of industrial noise source (this is in response to a request, complaint, or elevated noise levels identified during inspection).	OEHS Position on Classroom Acoustical Quality LA Municipal Code Chapter 11
	Other Noise Source	Contact OEHS Industrial Hygiene Section at (213) 241-3199 to arrange for evaluation of outdoor noise source (this is in response to a request, complaint, or elevated noise levels identified during inspection).	OEHS Position on Classroom Acoustical Quality LA Municipal Code Chapter 11

## INJURY AND ILLNESS PREVENTION

Type	Subtype	Corrective Action for Identified Deficiency	Reference
<b>Injury and Illness Prevention Program (IIPP)</b>	<b>Program</b>	Prepare and implement an Injury and Illness Prevention Program (IIPP) using the OEHS IIPP Template, and update at least annually. The IIPP Template may be downloaded at <a href="http://www.lausd-oehs.org">www.lausd-oehs.org</a> .	8 CCR § 3203
	<b>Death/Serious Injury Reporting</b>	Notify Cal/OSHA within 8 hours if any employee is seriously injured on the job.	8 CCR § 342; 29 CFR § 1904.8; Safety Alert No. 02-09
	<b>Elevated Injury Rate</b>	Workers' Compensation Claims Rate for this site is significantly higher than the District-wide average. Review accident trends and provide and document training to staff as necessary.	
	<b>Incident Report</b>	Ensure an investigation is conducted and an Incident Report is prepared for each accident (Incident Report is Attachment G in the Injury and Illness Prevention Program).	OEHS IIPP Template, Attachment G
	<b>Inspections</b>	Conduct and document semi-annual safety inspections pursuant to Injury and Illness Prevention Program (IIPP).	8 CCR § 3203; OEHS IIPP Template, Attachment E
	<b>OSHA Log 300</b>	Maintain OSHA Log 300 of employee injuries and illnesses as required by Cal/OSHA regulation. Contact OEHS at (213) 241-3199 to request a copy.	8 CCR § 14305
	<b>OSHA Log 300 Summary Posting</b>	Post previous calendar year's OSHA 300 summary from February 1 through March 1 in a location frequented by employees.	8 CCR § 14305 29 CFR § 1904
	<b>OSHA Poster</b>	Post Cal/OSHA Safety & Health Protection Job poster in a conspicuous location.	8 CCR 340
	<b>Records</b>	Maintain safety inspection records for three years as required by the Injury and Illness Prevention Program (IIPP).	8 CCR § 3203; OEHS IIPP Template, Section E
	<b>Responsible Individual</b>	Assign authority and responsibility for implementation of Injury and Illness Prevention Program (IIPP).	8 CCR § 3203; OEHS IIPP Template

## INJURY AND ILLNESS PREVENTION

Type	Subtype	Corrective Action for Identified Deficiency	Reference
<b>Injury and Illness Prevention Program (IIPP) (cont.)</b>	<b>Safety Committee</b>	Establish School Safety Committee that: meets at least quarterly and records meeting minutes; reviews results of workplace inspections and incident reports to identify safety issues and determine incident causes; reviews alleged hazardous conditions and safety suggestions brought to the attention of any committee member; and submits recommendations to management to resolve safety issues.	8 CCR § 3203 OEHS IIPP Template OEHS Model Safe School Plan
	<b>Summary Page</b>	Post a copy of the Injury and Illness Prevention Program (IIPP) Summary in a conspicuous area.	8 CCR § 3203; OEHS IIPP Template, Attachment B
	<b>Training</b>	Provide and maintain records of annual Injury and Illness Prevention Program (IIPP) training to all employees.	8 CCR § 3203
<b>Ambient Noise Sources</b>		See “Indoor Environment, Noise”.	
<b>Bloodborne Pathogens</b>	<b>Exposure Control Plan</b>	Ensure implementation of Bloodborne Pathogen Exposure Control Plan (ECP) to minimize exposure to bloodborne pathogens pursuant to Title 8 CCR. (See School Nurse for ECP requirements.)	8 CCR § 5193; 29 CFR § 1910.1030
	<b>Cleanup Kit</b>	Provide bloodborne pathogen cleanup kits for the disposal of body fluids and medical waste. Kits will include, at minimum, personal protective equipment (gloves, goggles, clothing protection) and biohazard bags.	8 CCR § 5193; 29 CFR § 1910.1030
	<b>Decontamination</b>	Clean and sanitize areas that may have been exposed to bloodborne pathogens.	8 CCR § 5193 29 CFR § 1910.1030
	<b>Exposure Evaluation</b>	Ensure a post-exposure evaluation is conducted following all potential employee exposures to bloodborne pathogens.	8 CCR § 5193; 29 CFR § 1910.1030
	<b>Labeling</b>	Affix warning labels to all containers used to store, transport, or ship potential BBP materials. Ensure biological waste is placed in red biohazard bags.	8 CCR § 5193; 29 CFR § 1910.1030



## INJURY AND ILLNESS PREVENTION

Type	Subtype	Corrective Action for Identified Deficiency	Reference
<b>Bloodborne Pathogens (cont.)</b>	<b>Personal Protective Equipment</b>	Provide personal protective equipment to employees at risk of exposure to bloodborne pathogens.	8 CCR § 5193; 29 CFR § 1910.1030
	<b>Recordkeeping</b>	Maintain records of employee Bloodborne Pathogen training, including name of employee, training date, outline of presented material, name and title of person conducting training, job titles, and ID numbers. For employees in a “primary exposure category”, training records should include a copy of either the hepatitis B vaccination status or Declination Form.	8 CCR § 5193; 29 CFR § 1910.1030
	<b>Sharps - Use</b>	Ensure sharps are only used by trained personnel.	8 CCR § 5193; 29 CFR § 1910.1030
	<b>Sharps - Disposal</b>	Ensure that contaminated sharps are disposed in approved containers.	8 CCR § 5193;29 CFR § 1910.1030
	<b>Training</b>	Provide all employees with annual bloodborne pathogen awareness training.	8 CCR § 5193; 29 CFR § 1910.1030
<b>Equipment Guarding</b>	<b>Fans</b>	Ensure all fans whose blades are less than 7-feet above the floor or working level are equipped with blade guards.	29 CFR 1910.212
	<b>General</b>	Ensure proper guarding is provided and maintained on all equipment to prevent injury to operators.	29 CFR 1910.212
<b>Electrical Equipment</b>		See “Facilities and Equipment Maintenance, Electrical Equipment”.	

## INJURY AND ILLNESS PREVENTION

Type	Subtype	Corrective Action for Identified Deficiency	Reference
<b>Extension Cords and Cables</b>	<b>Damaged</b>	Destroy and discard electrical cords that are frayed, spliced, taped, or otherwise deteriorated.	8 CCR § 2300; 29 CFR § 1910.305
	<b>UL Approved</b>	Ensure extension cords and cables are UL approved and suitable for the conditions of use.	8 CCR § 2300; 29 CFR § 1910.305
	<b>Use - General</b>	Ensure flexible extension cords and cables are not used in place of permanent wiring.	8 CCR § 2300; 29 CFR § 1910.305
	<b>Use – In Series</b>	Ensure extension cords, outlet multipliers and surge protectors are not used in series.	8 CCR § 2300; 29 CFR § 1910.305
	<b>Use – Near Water</b>	Ensure that flexible cords and cables are not used near sinks, faucets or other water sources.	8 CCR § 2300; 29 CFR § 1910.305
	<b>Use – On Metal</b>	Do not hang extension cords and cables on metal hangers or supports.	8 CCR § 2300; 29 CFR § 1910.305
	<b>Use – Through Opening</b>	Ensure extension cords and cables are not run through holes in walls, ceilings, floors or similar openings.	8 CCR § 2300 29 CFR § 1910.305
<b>Face/Eye Protection</b>		Provide face/eye protection for persons at risk of injury from airborne objects, particulate matter or hazardous substances.	8CCR 3382

## INJURY AND ILLNESS PREVENTION

Type	Subtype	Corrective Action for Identified Deficiency	Reference
<b>Hearing Conservation</b>	<b>Program</b>	Ensure all personnel who are exposed to a time weighted average (TWA) noise level greater than 85 db(A) are included in a Hearing Conservation Program. For assistance with noise monitoring, training, audiometric testing or other hearing program requirements, contact OEHS at (213) 241-3199.	8 CCR §§ 5097; 29 CFR § 1910.95
	<b>Complaint Procedures</b>	Ensure employees are informed of the need to report excessive noise levels in their workplace to their supervisor so that an appropriate evaluation can be made.	8 CCR § 5096; 29 CFR § 1910.95
<b>Heat Stress</b>		Implement actions to prevent heat related illnesses in athletes pursuant to <i>District Guidelines for Preventing Heat Stress</i> .	Bulletin 963
<b>Household Appliances</b>		Remove from classroom, household appliances (e.g. toaster/oven, microwave oven, refrigerator, coffee machine, heater) or other unauthorized electrical appliances pursuant to Bulletin C-26.	Bulletin C-26
<b>Medication Storage</b>		Ensure medication cabinet is secured at all times.	
<b>Respiratory Protection</b>	<b>Program</b>	Maintain a written Respiratory Protection Program dealing with the use of respiratory protective equipment by employees or students.	8 CCR § 5144; 29 CFR §§ 1910.134
	<b>Equipment</b>	Provide respiratory protection equipment when engineering/operational controls are not feasible for limiting an identified exposure to airborne contaminants.	8 CCR § 5144
<b>Sports Medical Clearance</b>		Ensure appropriate medical clearance for students prior to participating in interscholastic athletics.	Bulletin Z-9
<b>Smog Alerts</b>		Ensure staff and students are notified of “Smog Alerts” and other air pollution episodes pursuant to Reference Guide REF-886.	Reference Guide REF-886

## LEAD MANAGEMENT

Type	Subtype	Corrective Action for Identified Deficiency	Reference
<b>Drinking Fountains</b>		Flush drinking fountains, kitchen faucets and other water fixtures used to dispense drinking water each morning for a minimum period of 30 seconds to minimize potential exposure to lead and other water pollutants.	Reference Guide REF-858
<b>Peeling Paint or Debris</b>	<b>Repair</b>	Repair areas of peeling paint or otherwise deteriorated paint surfaces and clean up paint debris. If necessary, place a trouble call to the Maintenance and Operations trouble-call desk at (213) 745-1600.	
	<b>Area Closure</b>	Restrict access to areas where visible paint debris is accessible to students and staff.	
	<b>Room Closure</b>	Restrict access to rooms with peeling paint or paint debris in areas directly accessible to students in kindergarten through third grade.	
<b>Other Source of Lead Contamination</b>		Restrict access to rooms or other areas with potential lead contamination.	

## MISCELLANEOUS

Type	Subtype	Corrective Action for Identified Deficiency	Reference
Animal Care	Authorization	Obtain authorization from site administrator prior to bringing animals into the classroom.	Bulletin 83
	Humane Treatment	House and care for all caged animals in a humane and safe manner.	Bulletin 83
LAUSD Required Poster		Ensure LAUSD Integrated Regulatory Requirements Poster is posted in a conspicuous area and accessible to employees.	
Smoking		Prohibit smoking on District property pursuant to Bulletin 66.	Bulletin 66

## OFF-SITE RISKS

Type	Subtype	Corrective Action for Identified Deficiency	Reference
<b>Abandoned Vehicle</b>		Off-site survey identified abandoned vehicle that may pose a significant risk to school occupants. OEHS will confer with appropriate regulatory agencies to assess and/or mitigate potential risk.	
<b>Air Emission Source</b>		An industrial air emission source(s) has been identified in proximity of the school which may pose a significant health or safety risk to school occupants. Report all air pollution complaints to OEHS at (213) 241-3199 and South Coast Air Quality Management District (SCAQMD) at (800) 288-7664. Maintain log of air pollution complaints pursuant to Safety Alert 03-02. OEHS will confer with appropriate regulatory agencies to assess and/or mitigate potential risk.	Safety Alert No. 03-02
<b>Airport or Other Major Transportation Corridor</b>		Off-site survey identified airport or other major transportation corridor that may pose a significant health or safety risk to school occupants. OEHS will confer with appropriate regulatory agencies to assess and/or mitigate potential risk.	
<b>“High Risk” Facility</b>		Off-site survey identified one or more industrial facilities that may pose a significant health or safety risk to school occupants. OEHS will confer with appropriate regulatory agencies to assess and/or mitigate potential risk.	Board Resolution on “High Risk Facilities”
<b>Noise</b>		Off-site survey identified potential noise source that may interrupt the learning environment. OEHS will notify appropriate regulatory agencies to assess and/or mitigate potential risk.	
<b>Pipelines</b>		Off-site survey identified one or more high pressure or petroleum pipelines that may pose a significant health or safety risk to school occupants. OEHS will confer with appropriate regulatory agencies to assess and/or mitigate potential risk.	
<b>Power Lines</b>		Off-site survey identified one or more high power transmission line that may pose a significant health or safety risk to school occupants. OEHS will confer with appropriate regulatory agencies to assess and/or mitigate potential risk.	
<b>Railway Line</b>		Off-site survey identified a railway line that may pose a significant health or safety risk to school occupants. OEHS will confer with appropriate regulatory agencies to assess and/or mitigate potential risk.	

## OFF-SITE RISKS

Type	Subtype	Corrective Action for Identified Deficiency	Reference
<b>Sidewalk/Curb</b>		Off-site survey identified deteriorated sidewalk/curb in public walkway that may pose a trip and fall hazard to school occupants. OEHS will confer with appropriate regulatory agencies to assess and/or mitigate potential risk.	
<b>Traffic Hazard</b>		Off-site survey identified traffic conditions that may pose a significant risk to school occupants. OEHS will confer with appropriate regulatory agencies to assess and/or mitigate potential risk.	
<b>Trash/Debris</b>		Off-site survey identified trash/debris or other material including dead animals that may pose a significant health or safety risk to school occupants. OEHS will confer with appropriate regulatory agencies to assess and/or mitigate potential risk.	
<b>Unlawful Activity</b>		Off-site survey identified unlawful activity adjacent to school (drug or liquor sales, gang activity, street vending, loitering, etc.) OEHS will notify appropriate authority.	Bulletin BUL-577

## PEST MANAGEMENT

Type	Subtype	Corrective Action for Identified Deficiency	Reference
<b>Integrated Pest Management</b>	<b>Program</b>	Maintain a copy of the District's Integrated Pest Management (IPM) program in the main office. Contact Pest Management at (213) 745-1435 to obtain a copy.	AB2260
	<b>Approved Pesticides List</b>	Post a current copy of the District's Approved Pesticide Products List in the main office.	CEC § 17612
	<b>Awareness</b>	Ensure all staff is familiar with the Integrated Pest Management (IPM) Policy and Program.	California Education Code (CEC) § 17610
	<b>Notification</b>	Provide written annual notification to staff and parents of pesticide products expected to be used during the school year. The notification should offer to staff and parents a procedure by which they may receive 72 hour advance notification of pesticide use, and should include a copy of District's Approved Pesticide Products List.	CEC § 17612
	<b>Pesticide Application</b>	Ensure pesticides used on campus are on the District's Approved Pesticide Products List and applied only by a District Pest Management Technician.	CEC § 17612
	<b>Recordkeeping</b>	Maintain records for the past 4 years of pesticides used at the site.	Integrated Pest Management Program CEC 17611
	<b>Standing Water</b>	Remove all sources of stagnant or standing water on campus to prevent mosquito breeding.	Safety Alert 04-07
	<b>Warning Signs</b>	Ensure warning signs are posted at least 24 hours prior to pesticide application and remain posted for 72 hours after application.	CEC § 17612
<b>Bird Nesting</b>		Mitigate bird nesting problem. Place trouble call to District Pest Management at (213) 745-1435	LAUSD Integrated Pest Management Handbook
<b>Dead Bird</b>		Handle dead bird on campus in accordance with <i>Safety Alert West Nile Virus Precautions</i> .	Safety Alert 04-07



## PEST MANAGEMENT

Type	Subtype	Corrective Action for Identified Deficiency	Reference
<b>Fly Fans</b>		Provide air curtains, fly fans and/or self-closing screen doors for all cafeteria doors opening to the outside. If necessary, place a trouble call to the Maintenance and Operations trouble-call desk at (213) 745-1600.	CURFFL 114030
<b>Insects</b>		Mitigate insect infestation (e.g. ants, spiders, cockroaches, termites). Place trouble call to District Pest Management at (213) 745-1435	LAUSD Integrated Pest Management Handbook
<b>Rodents</b>		Mitigate rodent infestation. Place trouble call to District Pest Management at (213) 745-1435	LAUSD Integrated Pest Management Handbook

## TRAFFIC AND PEDESTRIAN SAFETY

Type	Subtype	Corrective Action for Identified Deficiency	Reference
<b>Pedestrian Routes</b>		Ensure “Safe Pedestrian Routes” to school have been designated, distributed to parents and posted in the main office.	
<b>Safety Evaluation</b>		Contact OEHS Traffic Safety Section at (213) 241-3199 to request evaluation of traffic safety issues, signage, and training or for assistance on safe routes to school.	
<b>Student Drop-off and Pick-up Points</b>	<b>Enforcement</b>	Request assistance from School Police and/or local law enforcement for traffic enforcement as necessary to ensure student safety during drop-off and pickup times.	
	<b>Supervision</b>	Ensure student drop-off and pick-up points are designated and supervised as required by OEHS Safe School Plan, Volume 1 – Prevention Programs.	Safe School Plan, Volume 1 – Prevention Programs
<b>Training and Education</b>		Provide students, parents and employees with: AAA traffic safety and pedestrian brochures; bicycle and bus safety rules; information on pedestrian routes to and from school; student drop-off/pickup procedures; and seat belt/car safety information.	Memorandum CT-1

## VIOLENCE PREVENTION

Type	Subtype	Corrective Action for Identified Deficiency	Reference
<b>Safe School Plan – Volume 1</b>		Develop and annually update Safe School Plan. Refer to OEHS <i>Model Safe School Plan, Volume 1 - Prevention Programs</i> at <a href="http://www.lausd-oehs.org">www.lausd-oehs.org</a> .	Model Safe School Plan, Volume 1 - Prevention Programs
<b>Attendance Plan</b>		Establish attendance plan in compliance with District policy.	Bulletin 13 Bulletin Z-54
<b>Crisis Intervention</b>	<b>Team</b>	Ensure that the school has established a Crisis Intervention Team and the site administrator has identified team members.	Model Safe School Plan, Volume 1 - Prevention Programs ; Bulletin 962
	<b>Handbook</b>	Maintain a copy of the most recent Crisis Intervention Handbook, so that it is available to the site administrator and members of the Crisis Intervention Team.	Model Safe School Plan, Volume 1 - Prevention Programs
	<b>Intervention Notebook</b>	Maintain an intervention notebook to document the specifics of each critical incident and Crisis Intervention Team actions taken in response.	Model Safe School Plan, Volume 1 - Prevention Programs
	<b>Training</b>	Ensure that school Crisis Intervention Team meet regularly for training and review of the crisis intervention plan. Training documentation should include name of trainer, trainer affiliation, and location of training and date of training.	Model Safe School Plan, Volume 1 - Prevention Programs ; Bulletin 962
<b>Discipline Code</b>		Ensure that the school discipline code is distributed annually to all students, parents and employees.	OEHS Model Safe School Plan Volume 1 – Prevention Programs; Collective Bargaining Agreement, UTLA & LAUSD, Articles XXIV and XXVIII

## VIOLENCE PREVENTION

Type	Subtype	Corrective Action for Identified Deficiency	Reference
<b>Human Relations Leadership Team (HRLT)</b>	<b>Team</b>	Establish a Human Relations Leadership Team (HRLT) and assign a coordinator.	Model Safe School Plan, Volume 1 - Prevention Program
	<b>Calendar</b>	Ensure the Human Relations Leadership Team (HRLT) maintains a calendar of events to implement strategies for the Multicultural and Human Relations Education Program (MHREP).	Model Safe School Plan, Volume 1 - Prevention Programs
	<b>MHREP Summary</b>	Ensure the Human Relations Leadership Team (HRLT) submits a year-end summary of the Multicultural and Human Relations Education Program (MHREP) to the site administrator and school governance council.	Office of Intergroup Relations, "Educating for Diversity: A Framework for Multicultural and Human Relations Education, School Assessment Checklist," pages 76-79, 4-92.

## INDEX

3-Year Survey .....	23
6-Month Surveillance.....	34
Abandoned Vehicle.....	13
Access.....	8
Access and Egress.....	9
Accident Report.....	27
Adequate Facilities - Female Employees.....	12
Adequate Facilities - Male Employees .....	24
Adequate Facilities – Elementary (post-1994).....	12
Adequate Facilities – Elementary (pre-1994).....	17
Adequate Facilities – Kindergarten.....	16
Adequate Facilities – Secondary (post-1994).....	9
Adequate Facilities – Secondary (pre-1994).....	18
Air Emission Source .....	26
Air Quality .....	24
Airport or Other Major Transportation Corridor.....	20
Aisles.....	16
Ambient Noise Sources.....	23
Animal Care.....	23
Approved Pesticides List.....	23
Area Closure .....	12
Asbestos Management .....	25
Asbestos Management Plan .....	7
Asphalt .....	25
Attendance Plan .....	10-15
Authorization .....	24
Availability.....	13
Awareness.....	13
Best Management Practices .....	13
Best Management Practices - Posting.....	13
Best Management Practices - Training.....	12
Bird Nesting .....	31
Blocked Vents .....	20
Bloodborne Pathogens .....	23, 24
Brakes.....	11
Broken Windows.....	10
Calendar.....	35
Campus Security .....	4
Carpeting.....	10
Carts .....	11
Characterization .....	8
Chemical Handling & Storage – General Requirements .....	5
Chemical Hygiene.....	5
Chemical Inventory.....	7
Chemical Safety.....	5-8
Classroom Noise.....	21
Cleanup Kit.....	23
Clearance.....	12
Clearance - Fire Equipment .....	17
Clearance - Fire Sprinklers .....	17
Clearance - Heater.....	17
Closed Containers .....	8
Complaint Log .....	20
Condition.....	2, 7, 14
Condition of Equipment and Facilities .....	10
Construction Noise.....	21
Container Storage.....	8
Crisis Intervention.....	34
Current .....	2
Curtains.....	17
Damaged .....	25
Dead Bird.....	31
Death/Serious Injury Report .....	22
Decontamination.....	23
Discipline Code.....	34
Discontinue Use.....	13
Disposal.....	8
Drills.....	9
Drinking Fountains .....	27
Dumpsters.....	12
Electrical Equipment.....	12, 24
Electrical Panels .....	12
Elevated Work Surface .....	17
Emergency Exit Grills .....	16
Emergency Preparedness.....	9
Emergency Vehicle Access.....	18
Equipment.....	26
Equipment Guarding.....	24
Exhaust Ventilation.....	20
Exit Pathways.....	16
Exposure Control Plan .....	23
Exposure Evaluation .....	23
Extension Cords and Cable.....	12
Extension Cords and Cables .....	25
Eyewash.....	7
Face/Eye Protection .....	25
Facilities and Equipment Maintenance .....	10-15
Fans.....	24
Fats, Oils & Grease.....	13
Fences and Gates.....	10
Fire Alarm – Obstruction.....	18
Fire Alarm – Testing.....	18
Fire Doors .....	18
Fire Extinguishers General.....	18
Fire Extinguishers - Hydrostatic Testing .....	18
Fire Extinguishers - Inspection .....	18
Fire Prevention.....	17
Fire Sprinkler Requirement.....	18
Fire/Life Safety .....	16-19
Fixture Operation.....	15
Flammable and Combustible Materials .....	6
Flammable Storage Labeling .....	6
Flammable Storage Room - Aisle Spacing.....	7
Flammable Storage Room -Location.....	6
Floor Buffing.....	2
Floor Plan.....	7
Fly Fans.....	32
Food Disposal.....	13
Food Storage .....	6
Furniture.....	9
Gas Cylinders.....	7
Gender Designation.....	15
General.....	9, 10, 24
Ground Fault Interrupter.....	12
Ground Striping.....	10
Grounding & Bonding .....	6
Guarding.....	12, 17, 19
Handbook.....	34
Hazard Communication .....	5
Hazardous Waste Management.....	8
Hearing Conservation .....	26
Hearing Conservation -Complaint Procedures .....	26
Heat Stress.....	26
High Risk Facility.....	29
Hot Water.....	12
Household Appliances .....	26

Housekeeping.....	11	Outlet Covers .....	12
Human Relations Leadership .....	35	Overhead Storage .....	9
Humane Treatment.....	28	Panic Hardware .....	16
HVAC Maintenance.....	20	Paper Decorations .....	18
HVAC/Water Heaters .....	9	Pedestrian Routes.....	33
Hydrostatic Test.....	7	Peeling Paint or Debris .....	27
Incompatible Storage .....	6, 7	Permits .....	13
Index.....	36–38	Personal Protective Equipment.....	24
Indoor Air Quality.....	20	Pest Management.....	31–32
Indoor Environment.....	20–21	Pesticide Application .....	31
Industrial Noise.....	21	Pipeline.....	29
Injury and Illness Prevention .....	22–26	Plan.....	5
Injury and Illness Prevention Program (IIPP).....	22	Playground and Sport Equipment .....	13
Injury Rates .....	22	Posting.....	4
Insects.....	32	Power Line.....	29
Inspection .....	22	Powered Equipment.....	14
Inspections .....	8	Program.....	5, 22, 26, 31
Inspections .....	13	Prohibited Use.....	14
Integrated Pest Management .....	31	Railway Line .....	29
Intervention Notebook.....	34	Recordkeeping .....	24, 31
Inventory .....	5	Records.....	22
Key Activation .....	11	Recycling .....	15
Kitchen Waste Management.....	12	Repair.....	27
Lab Wastes.....	8	Respiratory Protection.....	26
Labeling .....	23	Responsible Individual.....	22
Labels .....	8	Restraints .....	6
Labels .....	5, 7	Restricted Access .....	2, 4
Laboratory Safety.....	7	Restrooms .....	14, 15
Ladder Condition .....	17	Rodents.....	32
Ladders - Metal.....	17	Roof and Gutters .....	11
Landscaping .....	11	Room Closure .....	27
LAUSD Required Poster.....	28	Safe School – Volume 1.....	34
Law Enforcement.....	33	Safe School Plan .....	9
Lead Management.....	27	Safety Committee.....	23
Lifts .....	17	Safety Containers .....	6
Lighting.....	20	Safety Evaluation .....	33
Load Capacity .....	17	Salvage Items .....	13
Locked Cabinets .....	8	Sanding.....	2
Locked Campus.....	4	Securing Equipment .....	13
Maintenance .....	9	Seismic Bracing .....	9
Maintenance of Asbestos Containing Material (ACM).....	2	Service Log .....	15
Maximum Quantities.....	6	Sewers .....	15
Medication Storage .....	26	Sharps - Disposal .....	24
MHREP Summary .....	35	Sharps - Use .....	24
Miscellaneous.....	28	Sidewalk/Curb .....	30
Mold Infestation.....	20	Signage.....	7
MSDS.....	5	Signs – “No Exit”.....	16
Noise.....	21	Signs – Elevator.....	16
Noise.....	29	Signs – Obstru cted .....	16
Non-Qualified Personnel.....	2	Signs-General.....	16
Non-Slip.....	19	Smog Alerts.....	26
Notification .....	31	Smoking .....	28
Obstructions .....	16	Specifications.....	13
Occupancy Limit.....	19	Spill Kit .....	6
Odors.....	20	Sports Medical Clearance .....	26
Off-Site Risks.....	29–30	Standing Water.....	31
OSHA.....	13	Storage.....	14
OSHA Log 300.....	22	Storage .....	7
OSHA Log 300 - Posting.....	22	Storage - Method.....	8
OSHA Poster.....	22	Storage Cabinets .....	6
Other Noise Source.....	21	Storage Container.....	9
Other Source of Lead Contamination .....	27	Storage Supplies and Equipment .....	8

Storage Temperature .....	8
Storage- Volatiles .....	8
Storm Drain.....	15
Student Access .....	5
Student Drop-off and Pick-up Points .....	33
Summary Page .....	23
Supervision.....	4
Supervision.....	33
Supplies .....	15
Supplies and Equipment.....	9
Team.....	34, 35
Toe Boards.....	17
Traffic and Pedestrian Safety .....	33
Traffic Hazard .....	30
Training.....	3, 5, 9, 13, 14, 18, 23, 34
Training - General.....	24
Training and Education.....	33
Transportation Noise.....	21
Trash/Debris .....	30
Trip Hazards.....	19
Trouble Calls.....	14
UL Approved .....	25
Unlawful Activity .....	30
Use - General.....	25
Use – In Series .....	25
Use – Near Water.....	25
Use – On Metal.....	25
Use – Through Opening.....	25
Use of Prohibited Chemicals .....	5
Vandalism Reporting .....	4
Vehicle Idling.....	20
Vehicle Parking.....	4
Ventilation.....	7, 15
Violence Prevention.....	34–35
Visitation Policy.....	4
Visitor’s Pass.....	4
Walkways.....	19
Warning Labels .....	3
Warning Signs.....	3, 31
Wastewater Management .....	15
Water Damage.....	20
Weeds.....	11
Wheel Chocks .....	11

**APPENDIX VI**

**WORKING DRAFT SUGGESTIONS  
FOR PREVENTIVE AND REMEDIAL ACTIONS**



## WORKING DRAFT SUGGESTIONS FOR PREVENTIVE AND REMEDIAL ACTIONS

The list below provides additional, more detailed suggestions for preventing and remedying IEQ problems in schools. It is based on information from various sources, including school district staff who participated in public workshops during this project, consultants, state agency staff, and others. This list is a draft working document. Further comments are welcomed and can be sent to ARB at [tphillip@arb.ca.gov](mailto:tphillip@arb.ca.gov) or [capcs@arb.ca.gov](mailto:capcs@arb.ca.gov). **A School Advisory Fact Sheet** compiled by ARB for California schools, school districts, consultants, and others, dated April, 2004, is available at <http://www.arb.ca.gov/research/health/school/pcsfact.pdf>. That fact sheet and the information below may be updated from time to time by ARB on the ARB website.

### October 2003 Guidance

#### GENERAL

1. For new school design or retrofits, also see CHPS Best Practices Manual sections on siting, materials selection, and ventilation ([www.chps.net](http://www.chps.net)) and EPA's *Design Tools for Schools* (<http://www.epa.gov/iaq/schooldesign/>).
2. Apply for financial assistance through local utility programs and the California Energy Commission (see AB 549 program for energy efficiency in existing buildings, <http://www.energy.ca.gov/ab549/index.html>).
3. Set up communication and tracking system for reporting IEQ problems immediately and ensuring their resolution. The Los Angeles USD database program for tracking environmental health complaints is available at no cost.
4. Educate teachers, maintenance staff, custodial staff, and administrative staff on the causes and prevention of poor IEQ. EPA's *IAQ Tools for Schools*, a free package, can help accomplish this (<http://www.epa.gov/iaq/schools/>).
5. Identify asthmatics and other individuals who are more sensitive to indoor air pollution, and work with the local American Lung Association to reduce pollutant and allergen exposures at school and at home (<http://www.lungusa.org/events/astopen.html>.)
6. Design or modify building to allow easy access and clearance for maintenance and inspection, including HVAC systems, crawlspaces, and plumbing systems.

#### VENTILATION AND AIR CLEANING

1. Meet Cal OSHA regulations, Sec. 5142, which require provision of constant ventilation at a rate specified in the building design, as well as annual inspection, maintenance, and record keeping (<http://www.dir.ca.gov/title8/5142.html>).
2. Ensure constant supply of outdoor air and pre-occupancy flushing, per CEC Title 24 regulations and Cal/OSHA regulations.
3. Conduct annual cleaning and inspection of HVAC: dampers, drains, flow imbalance, coils, filters, ductwork, etc. (see EPA Tools for Schools).
4. Assure thermal comfort (T & RH, drafts) through annual inspections and testing.
5. Improve user-friendliness of control systems; educate teachers on use of timers and post simple instructions.
6. Consider separate, low-noise exhaust ventilation systems for providing constant ventilation when the central system is inefficient or too noisy. Include air intakes in locations away from outdoor pollutant sources. Design the systems and measure indoor-outdoor pressure

differences to avoid excessive depressurization, which can cause problems due to increased transport of radon, soil gas, pesticides, odors, and moisture into the room from the soil, crawl spaces, and adjoining spaces.

7. During high humidity conditions (warm and wet or muggy, and high occupant load), reduce residual indoor moisture by running HVAC or dehumidifier after classes for an hour or two, as needed. This may also be needed during school vacations (especially in climate zones with high humidity), and during the first year in new classrooms built with a significant amount of wood materials.
8. Avoid the use of ozone-generating air cleaners in enclosed areas (<http://www.arb.ca.gov/research/indoor/acdsumm.pdf>).

### NOISE

1. Specify low-noise, low-vibration HVAC systems (new and retrofit), e.g., systems with baffles, vibration dampers, insulation, etc.
2. Specify windows, doors, and other building components with low-noise transmission characteristics, wherever possible.
3. Test and demonstrate low-noise, low-vibration HVAC systems; track long-term performance.

### MOISTURE

1. After leaks, spills, and flooding, dry the rooms thoroughly within 24 hours. Use heating and floor fans if necessary. For more information on IAQ and repairing flood damage safely and effectively, see <http://www.epa.gov/iaq/pubs/flood.html>.
2. Repair leaks immediately, to avoid major damage later. Moisture meters can be used to find damp areas of building. Infrared cameras may be available on loan from utilities to identify less accessible leak locations.
3. Inspect EPDM and metal roofs annually for tears, leaks, interior condensation, and degradation.
4. Inspect buildings, especially roofs, gutters, and crawlspaces, before each wet season, and after every heavy rain.
5. Specify at least 6 inch flashing and mastic sealant around roof HVAC units, a common source of water leakage. Inspect routinely.
6. Test condensate drain pan routinely: pour 1 cup of water in pan, check for flow at end of drain line and for any standing water left in pan.
7. Specify and verify proper siting, drainage, and pad with concrete or asphalt surface or a plastic vapor barrier. Add drainage features to site if necessary.
8. Specify and verify effective crawlspace ventilation area and location:
  - Sufficient ventilation area per building code.
  - Non-louvered vents
  - Proper location – avoid corners, stagnant areas, and close spacing between vents.
9. Do not drain the roof and HVAC to the surface near the building; route to sub-surface drains, or if necessary, at least several feet away from building in area with permeable soil and a slope away from building.
10. Inspect roof gutters for proper drainage.
11. Specify portable skirt height at least 6 inches above ground, preferably higher, to avoid wicking and improve ventilation; avoid wood or other absorbent material for skirting.
12. Do not allow sprinklers to hit buildings or drain next to or under building.
13. Specify adequate flashing for roofs, walls, windows, and doors, and specify adequate roof overhangs.
14. Avoid carpet in areas with the potential for high moisture such as areas with sinks, entrances, coatrooms, etc.

15. Specify and verify low moisture content in building materials such as wood, concrete, and wallboard. Protect these materials from moisture and dust before and during installation.
16. Avoid cold spots in building shell (insulation gaps, thermal bridges) through better QC at factory, and by commissioning (infrared camera).
17. Avoid flat roofs. Add slope to roofs during retrofits, if possible.
18. Use moisture resistant materials in subfloor (e.g., if wood product, should be exterior grade.)

#### VOCs, INCLUDING FORMALDEHYDE AND OTHER ALDEHYDES

1. Specify low- or non-emitting building materials and furnishings, including items after original installation, such as cabinetry. Have manufacturers confirm emission rates.
2. Follow ARB-DHS recommendations for reducing indoor formaldehyde levels (see Appendix IV).
3. Control emissions from remodeling and construction through isolation and negative pressure (exhaust ventilation).
4. Select low-emitting carpets and glues; air out the carpet before installation; flush out the room during and after installation and before occupancy; ensure constant ventilation before and during occupied periods.
5. Caulks and sealants: apply during school vacations, flush out after installation.
6. Ensure that teachers do not use or store products or materials that can be significant sources of indoor pollutants, such as room deodorizers, cleaning products, pressed wood, candles, pesticides, hair spray, aromatherapy oils, etc.
7. Program the HVAC controls for daily pre-occupancy flush, per CEC ventilation standard.

#### PARTICULATE MATTER AND FLOOR DUST

1. Place ground cover on open soil.
2. Include walk-off mats inside and outside of each classroom.
3. Upgrade HVAC filters & frequent replacement; seal leaks/bypasses around filters.
4. Perform daily vacuuming, sweeping, and dusting.
5. Dust with damp mops and cloths.
6. Vacuum with efficient vacuum cleaners that capture more of the dust (see *Consumer Reports*).
7. Consider hard flooring with washable area and runner rugs.
8. Provide covered storage containers for teaching supplies.

#### LIGHTING

1. Encourage daylighting.
2. Replace old ballasts with new high-efficiency, low-noise ballasts.
3. Add solar shades and/or awnings to reduce glare and heat load.
4. Assure illumination level and quality are sufficient. Refer to IESNA standards for classrooms.

#### BIOLOGICAL POLLUTANTS

1. Do not keep animal pets in classrooms for extended periods, especially furry mammals, reptiles, and turtles.
2. Plant trees and bushes that produce little or no allergens (see American Lung Association and local allergists; see example at the Tulare School District, <http://www.visaliatimesdelta.com/news/stories/20030630/localnews/568385.html>; and ARB Research Division, Biogenic Research, <http://www.arb.ca.gov/research/ecosys/ecosys.htm>).